

KONICA MINOLTA

PARTS GUIDE MANUAL

JUNE 2009

magicolor 4690MF
A0FD011

INFORMATION FOR PARTS GUIDE MANUAL

To find correct Parts No., refer to the "HOW TO MAKE THE BEST USE OF THIS MANUAL" in the following page.

HOW TO MAKE THE BEST USE OF THIS MANUAL

- 1 When you order, please check the proper figures beforehand that are on Our Parts Guide Manual, and order with the appropriate figures.
- 2 For screws, Nuts, Washers, retaining rings and Pins which are used in this model, one letter is shown on the Standard parts column of Parts list and exploded diagrams.
- 3 In order to maintain safety of the product, some specific parts composed of this product are set up as "essential safety parts".
- 4 The assigned parts number for the "essential safety parts" is indicated as "SP00-****".
When replacing these parts, follow precautions for disassembling and installing which are listed in the Service Manual.
Do not use any parts that are not set up as
- 5 ♣ means that there are exclusive parts for each destination.
Please check the appropriate destination when you order.
- 6 Revision Mark
Marked as ▲ on the illustration shows that the revision has been made.
- 7 All rights reserved. (any reprints or quotations are prohibited.)
Use of this parts guide manual should be strictly supervised to avoid disclosure of confidential information.

パーツガイドマニュアルのご案内

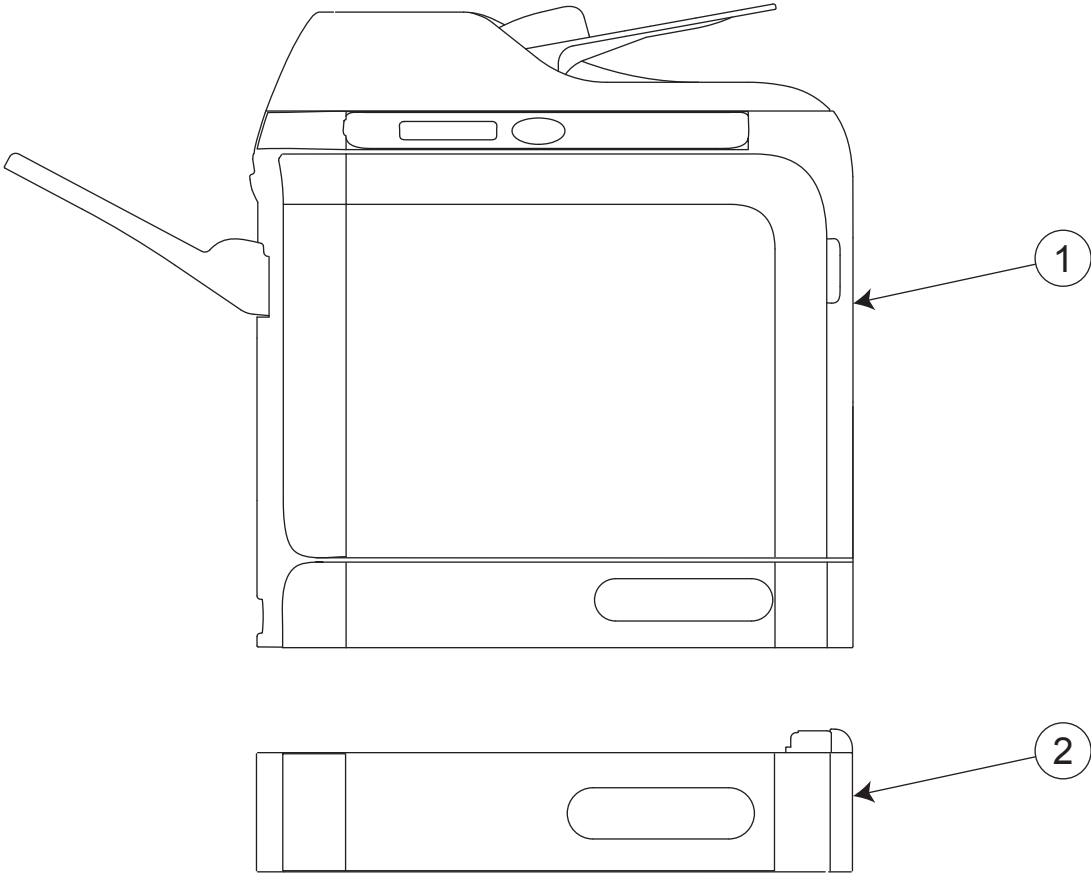
サービス部品をご発注の際には、下記に示す“パーツガイドマニュアルの活用にあたって”をご参照の上、正しい部品番号にてお願い致します。

パーツガイドマニュアルの活用にあたって

- 1 部品発注の際には、掲載されている部品番号の桁数を確認し、掲載されている桁数で発注願います。
- 2 この製品に使用されているネジ、ナット、ワッシャー、止め輪、ピンなどは、リストの右側の Standard parts 欄に a,b,c,……で表示し、イラストにも a,b,c,……表示してあります。
- 3 製品の安全性を維持する為に、製品に使用される特定の部品を「重要保安部品」として設定しています。
- 4 重要保安部品の部品番号は、“SP00-****”と記載されていますので、部品交換時は、サービスマニュアル記載の分解・組み立ての注意事項に従って作業をして下さい。
また、指定以外の部品は一切使用しないで下さい。
- 5 本文に ♣ が表示されている部品は、仕向け地毎に専用部品がある事を意味しています。
オーダーされる時は、仕向け地を確認して下さい。
- 6 改訂記号について
イラスト上に ▲ 印が表示されている部分は、改訂された事を表します。
- 7 著作権所有（無断転載及び無断引用の禁止）
本パーツガイドマニュアルについては、機密保持等その扱いには十分注意して下さい。万一取り扱いを誤った場合には、法律で処罰されることがあります。

04/25/2008

SYSTEM OUTLINE

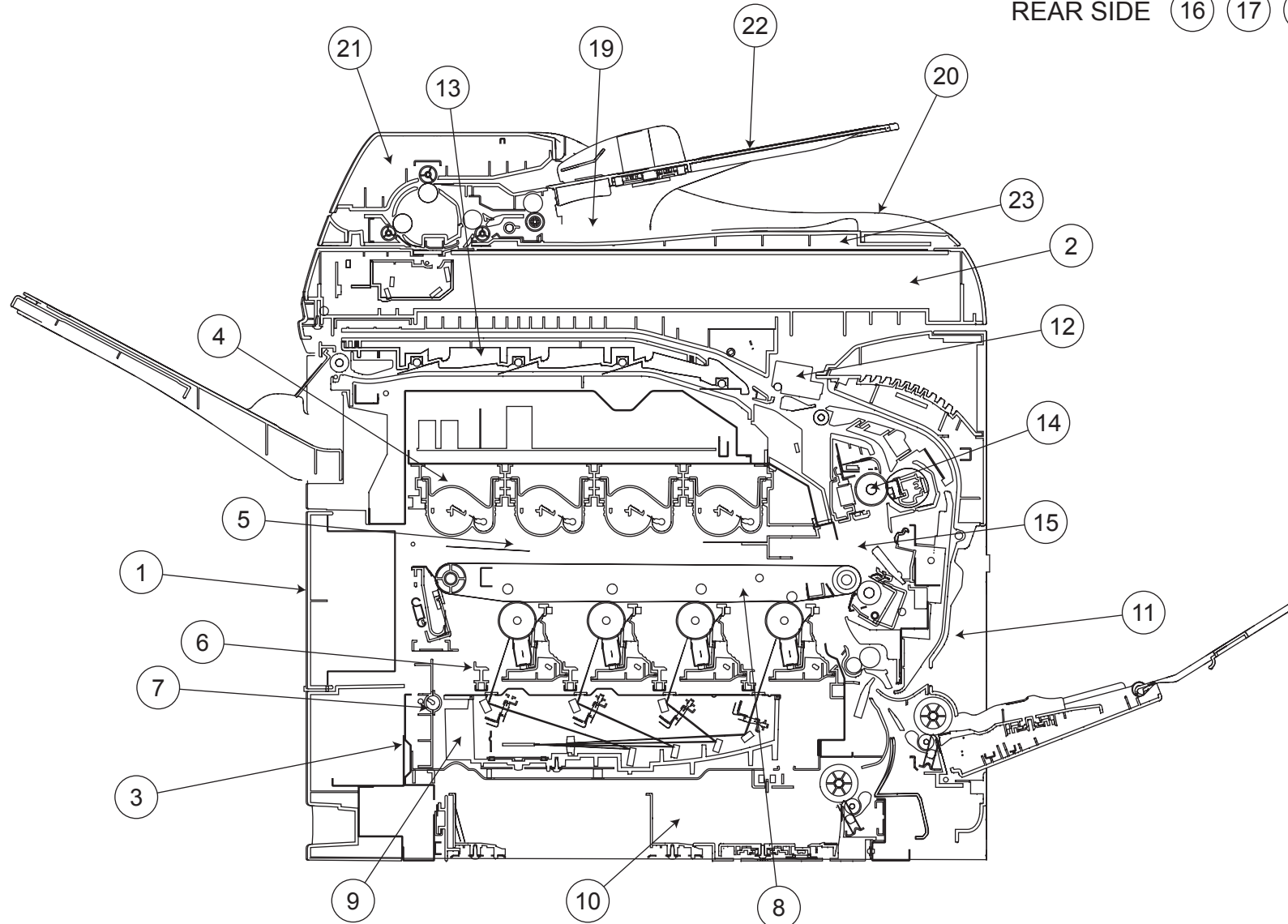


GENERAL CONTENTS

No.	Description	Model
1	PRINTER COLOR	magicolor 4690MF
2	PAPER FEEDER	SPCU

DIAGRAM OF MAIN PARTS SECTION

REAR SIDE (16) (17) (18)



CONTENTS

No.	DESCRIPTION	名称	PAGE No.
1	EXTERNAL PARTS	外装部	P1
2	IR SECTION	光学部	P2 P3 P4
3	MAIN FRAME SECTION	メインフレーム部	P5
4	T/C RAIL SECTION	T / C レール部	P6
5	I/U CONTACT SECTION	I / U 接点部	P7
6	I/U RAIL SECTION	I / U レール部	P8
7	WASTE TONER TRANSPORT SECTION	廃トナー搬送部	P9
8	TRANSFER BELT UNIT	転写ベルトユニット	P10
9	PRINT HEAD SECTION	P / H 部	P11
10	CASSETTE SECTION	カセット部	P12 P13
11	VERTICAL CONVEYANCE SECTION	縦搬送部	P14 P15 P16 P17
12	SWITCH BACK SECTION	スイッチバック部	P18
13	HORIZONTAL TRANSPORT UNIT	水平搬送部	P19 P20 P21
14	FUSING SECTION	定着部	P22
15	TRANSFER PRESSURE DRIVE SECTION	2次転圧離駆動部	P23
16	HOPPER DRIVE SECTION	ホッパー駆動部	P24
17	MAIN DRIVE SECTION	メイン駆動部	P25
18	ELECTRICAL COMPONENTS	電装部	P26 P27
19	ADF UNIT	自動原稿送り装置	P28
20	ADF TRANSPORT SECTION	A D F 搬送部	P29 P30 P31 P32 P33 P34 P35
21	ADF TRAY SECTION	A D F トレイ部	P36
22	ADF FRAME SECTION	A D F フレーム部	P37
23	WIRING	束線	P38 P39 P40
24	WIRING ACCESSORIES AND JIGS	配線部品・治具	P41
25	ACCESSORY PARTS	同梱部品	P42

INDEX

Parts No.	Page No.
0910 3620 01	8-9
0957 2026 01	17-27
0993 6303 01	5-27
1067 2501 01	9-7
1067 2501 01	21-4
1129 7303 01	10-29
1144 5200 01	16-8
1164 3062 01	13-15
1200 3121 09	21-5
1372 2808 02	9-21
1492 1045 01	2-11
1492 1045 01	29-34
4002 3123 03	5-13
4002 3123 03	19-10
4004 5339 01	9-6
4011 3011 01	13-8
4021 3036 01	13-18
4030 3034 01	12-7
4030 3034 01	15-8
4034 0151 01	12-5
4034 0151 01	15-20
4036 4730 01	23-13
4036 4730 01	25-3
4036 5765 01	5-19
4038 5776 02	27-14
4040 M401 00	11-7
4114 6762 01	42-4
4120 3019 01	14-4
4120 4614 01	7-1
4128 2019 01	5-22
4131 2320 01	15-26
4131 3003 01	12-3
4131 3003 01	17-1
4131 3027 02	14-10
4131 3056 01	12-15
4131 3056 01	15-14
4131 3057 02	12-14
4131 3057 02	15-15
4131 4052 01	14-16
4131 4128 01	24-11

Parts No.	Page No.
4136 6751 01	6-4
4136 N300 00	42-5
4138 0104 02	6-12
4138 0771 01	42-5
4138 1034 02	1-18
4138 2018 02	1-9
4138 2019 02	10-7
4138 2022 02	10-9
4138 2034 02	5-16
4138 2035 01	10-24
4138 2056 01	7-8
4138 2063 01	11-20
4138 2064 01	11-18
4138 2088 02	6-16
4138 2094 01	10-13
4138 2095 02	10-23
4138 2096 01	10-14
4138 2098 01	10-12
4138 2099 01	10-26
4138 2103 01	11-14
4138 2105 01	7-10
4138 2106 01	7-9
4138 2113 01	10-5
4138 2117 01	7-3
4138 2217 01	10-4
4138 2224 01	7-17
4138 2225 01	7-16
4138 2226 01	7-18
4138 2236 02	7-12
4138 2240 01	26-12
4138 2246 01	6-13
4138 2247 02	5-10
4138 2248 01	5-9
4138 2252 02	23-15
4138 2523 01	25-17
4138 2534 01	25-18
4138 2543 01	25-13
4138 2551 01	25-23
4138 2568 01	18-11
4138 2570 01	25-11

Parts No.	Page No.
4138 2571 01	25-12
4138 2573 01	25-14
4138 2584 01	25-22
4138 2601 01	25-19
4138 3026 01	13-17
4138 3027 01	13-3
4138 3029 01	13-4
4138 3031 01	12-4
4138 3032 02	12-8
4138 3032 02	15-7
4138 3071 02	11-17
4138 3072 01	11-16
4138 3092 01	13-12
4138 3205 01	14-3
4138 3232 02	15-2
4138 3236 02	15-3
4138 3237 01	15-4
4138 3241 01	15-23
4138 3244 01	15-12
4138 3252 01	14-7
4138 3253 01	14-8
4138 3254 01	12-6
4138 3254 01	15-19
4138 3255 01	14-11
4138 3510 01	15-9
4138 3521 02	16-23
4138 3522 03	16-25
4138 3523 01	16-11
4138 3524 01	16-19
4138 3525 02	16-20
4138 3527 02	16-24
4138 3528 02	16-18
4138 3532 02	16-13
4138 3533 01	16-21
4138 3556 01	23-16
4138 3559 01	10-20
4138 3561 01	19-4
4138 3561 01	23-6
4138 3562 01	19-5
4138 3562 01	23-4

Parts No.	Page No.
4138 3582 01	23-24
4138 3583 01	23-18
4138 3584 01	23-17
4138 5402 01	24-12
4138 5403 01	24-3
4138 5404 01	24-4
4138 5406 01	24-8
4138 5412 02	24-7
4138 5414 01	24-2
4138 5873 04	21-17
4138 5875 01	21-16
4138 5876 02	21-21
4138 5879 01	21-3
4138 5882 01	21-14
4138 6834 01	26-8
4138 6839 01	10-3
4138 6840 01	10-2
4138 6844 01	26-15
4138 7001 00	16-36
4138 7316 01	12-18
4138 7316 01	14-29
4139 3910 01	18-21
4139 N300 00	42-5
4163 5293 01	10-10
4163 5293 01	13-13
4163 5293 01	15-11
4163 5293 01	16-1
4538 3732 01	17-5
4538 3734 01	17-8
4556 9439 00	4-7
4556 9601 00	42-8
4556 M100 00	27-6
4628 6801 01	42-6
4643 5244 01	20-24
4687 3281 01	13-9
9313 1300 51	7-2
9314 1300 41	24-1
9322 1300 61	23-12
9326 1810 51	27-16
9326 1810 51	42-7

Parts No.	Page No.
9335 1100 31	23-2
9335 1300 61	6-14
9335 1300 61	7-7
9335 1300 61	10-6
9335 1300 61	11-9
9335 1300 61	15-16
9335 1300 61	16-5
9335 1300 61	17-13
9335 1300 61	19-3
9335 1300 61	21-1
9335 1300 61	23-7
9335 1400 51	23-20
9335 1910 21	16-28
9372 5300 11	23-1
9381 4200 21	42-5
9381 4300 31	42-5
9384 2500 11	27-17
9455 1076 01	17-14
9J06 M100 00	14-25
9J06 M601 00	5-8
9J06 M601 00	23-14
A00F 1008 01	5-6
A00F 1011 00	5-14
A00F 1012 00	5-15
A00F 1013 00	6-17
A00F 1020 00	5-24
A00F 1021 00	5-18
A00F 1022 00	5-23
A00F 1023 00	5-17
A00F 1024 00	10-25
A00F 1080 01	10-27
A00F 1081 01	10-15
A00F 1082 00	10-22
A00F 1083 00	10-11
A00F 1084 00	5-5
A00F 1103 01	6-10
A00F 1117 01	5-11
A00F 1118 00	5-12
A00F 1120 00	7-6
A00F 1121 01	7-4

Parts No.	Page No.	Parts No.	Page No.	Parts No.	Page No.	Parts No.	Page No.	Parts No.	Page No.
A00F 1130 00	22-13	A00F 5634 01	15-6	A00F 7024 00	17-21	A00F 8120 00	18-32	A00F N115 01	14-22
A00F 1131 00	22-12	A00F 5642 00	15-13	A00F 7025 00	16-16	A00F 8121 00	18-7	A00F N119 01	16-35
A00F 1132 00	22-16	A00F 5651 01	14-12	A00F 7026 00	16-22	A00F 8123 00	18-13	A00F R700 00	25-25
A00F 1134 00	6-6	A00F 6201 01	12-17	A00F 7027 00	17-16	A00F 8124 00	17-11	A00F R701 00	25-15
A00F 1137 00	11-12	A00F 6205 01	5-31	A00F 7028 00	17-25	A00F 8128 00	18-4	A00F R702 00	23-11
A00F 1138 00	11-4	A00F 6206 01	12-10	A00F 7029 00	17-15	A00F 8129 00	18-12	A00F R705 00	11-13
A00F 1138 00	17-31	A00F 6211 00	12-19	A00F 7030 00	17-28	A00F 8130 00	18-2	A00F R706 00	7-5
A00F 1140 01	22-15	A00F 6214 02	12-16	A00F 7031 00	10-21	A00F 8131 00	18-31	A00F R707 00	18-30
A00F 1141 00	22-14	A00F 6221 01	13-6	A00F 7032 00	17-30	A00F 8132 00	18-10	A00F R901 00	13-19
A00F 1145 00	5-30	A00F 6222 01	13-2	A00F 7033 00	17-4	A00F 8133 00	18-9	A00J 8995 00	18-24
A00F 1302 00	6-18	A00F 6223 01	13-1	A00F 7102 01	14-18	A00F 8141 02	17-7	A00J 9401 00	4-10
A00F 1308 00	5-2	A00F 6225 00	13-20	A00F 7105 00	14-26	A00F 8145 00	18-29	A00J 9402 00	4-10
A00F 1403 00	26-25	A00F 6226 00	13-7	A00F 7106 00	14-14	A00F 8147 01	18-19	A00J 9455 00	1-16
A00F 1411 01	26-20	A00F 6227 00	13-11	A00F 7107 00	14-21	A00F 8151 00	17-10	A011 1035 00	25-21
A00F 1413 01	26-2	A00F 6228 00	13-5	A00F 7111 00	14-15	A00F 8152 01	17-9	A011 1101 01	6-7
A00F 1418 00	26-17	A00F 6241 01	13-10	A00F 7113 00	14-13	A00F 8153 00	19-6	A011 1102 01	6-8
A00F 1419 00	26-6	A00F 6242 00	13-14	A00F 7116 01	15-10	A00F 8157 00	18-17	A011 1106 00	8-7
A00F 1431 00	26-11	A00F 6243 00	13-16	A00F 7117 00	15-25	A00F 9401 00	1-7	A011 1107 00	8-5
A00F 1432 00	10-8	A00F 6281 01	12-9	A00F 7120 00	16-2	A00F 9402 00	6-15	A011 1108 00	23-21
A00F 1618 03	1-19	A00F 7001 14	17-23	A00F 7121 01	17-6	A00F 9403 01	6-25	A011 1109 00	8-6
A00F 1623 00	26-16	A00F 7002 03	16-3	A00F 7123 01	17-2	A00F 9404 00	12-13	A011 1113 00	11-19
A00F 1624 00	5-4	A00F 7003 00	16-7	A00F 7151 02	23-5	A00F 9421 00	1-6	A011 1114 00	23-19
A00F 1630 02	1-8	A00F 7004 00	17-26	A00F 7152 00	23-9	A00F 9422 00	1-6	A011 1116 02	6-9
A00F 2106 00	25-20	A00F 7005 00	17-17	A00F 7153 00	23-10	A00F 9423 00	1-6	A011 1303 01	11-21
A00F 2139 00	25-4	A00F 7006 00	17-22	A00F 7154 00	23-3	A00F 9424 00	1-6	A011 1304 01	6-3
A00F 2140 00	25-8	A00F 7007 01	17-24	A00F 7165 00	14-19	A00F 9425 00	1-6	A011 1315 00	26-9
A00F 2143 00	25-9	A00F 7008 01	16-4	A00F 7166 00	14-17	A00F M200 00	18-3	A011 1361 00	26-7
A00F 2145 01	23-22	A00F 7009 00	16-6	A00F 7171 00	14-24	A00F N10B 01	39-2	A011 1635 00	1-27
A00F 2147 00	23-23	A00F 7011 02	16-27	A00F 8101 01	18-14	A00F N10C 02	16-31	A011 1901 00	1-10
A00F 3643 00	9-22	A00F 7012 01	16-26	A00F 8102 00	17-3	A00F N10D 00	23-8	A011 2113 00	25-10
A00F 5106 00	17-20	A00F 7013 00	17-18	A00F 8103 00	18-22	A00F N10E 00	10-16	A011 2114 00	25-6
A00F 5601 03	15-24	A00F 7014 00	17-19	A00F 8106 00	17-12	A00F N10F 02	39-3	A011 2121 00	24-5
A00F 5602 01	14-9	A00F 7016 01	16-17	A00F 8111 00	18-33	A00F N10H 01	26-13	A011 2122 00	24-6
A00F 5603 00	14-6	A00F 7017 01	16-15	A00F 8112 00	18-35	A00F N10J 02	39-1	A011 2123 01	24-9
A00F 5604 01	15-17	A00F 7018 00	16-14	A00F 8113 00	18-28	A00F N10K 00	11-15	A011 2129 00	24-10
A00F 5605 00	15-18	A00F 7019 00	16-32	A00F 8114 01	18-1	A00F N10N 01	15-22	A011 3600 00	24-16
A00F 5610 00	14-5	A00F 7020 00	16-34	A00F 8116 00	18-34	A00F N10T 02	38-2	A011 3601 00	24-14
A00F 5611 00	14-2	A00F 7021 01	16-12	A00F 8117 00	18-8	A00F N10U 00	27-3	A011 3602 00	24-20
A00F 5631 00	15-1	A00F 7022 00	16-9	A00F 8118 00	18-5	A00F N113 01	38-3	A011 3603 00	9-5
A00F 5633 00	15-5	A00F 7023 00	16-33	A00F 8119 00	18-6	A00F N114 03	14-20	A011 3604 00	9-17

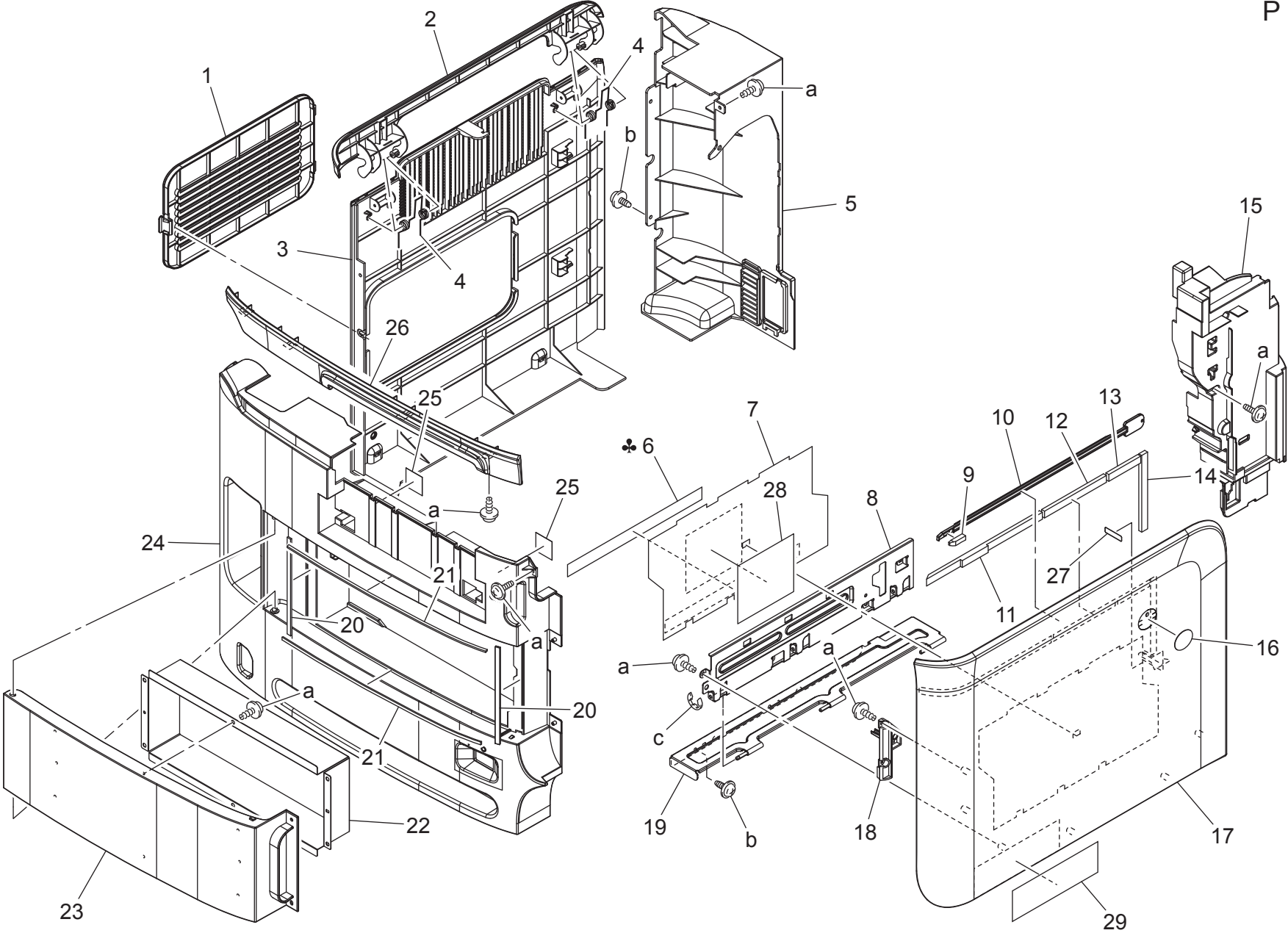
Parts No.	Page No.	Parts No.	Page No.	Parts No.	Page No.	Parts No.	Page No.	Parts No.	Page No.
A011 3606 00	9-19	A011 M500 00	10-18	A0FD 1220 00	5-29	A0FD 1603 01	1-5	A0FD 8910 00	22-2
A011 3607 00	9-20	A011 M700 01	26-21	A0FD 1221 02	14-28	A0FD 1604 02	1-17	A0FD 8911 00	22-6
A011 3608 00	8-10	A011 N10G 00	6-11	A0FD 1226 00	11-5	A0FD 1606 02	1-15	A0FD 8913 00	22-4
A011 3609 00	24-18	A011 N10P 00	7-20	A0FD 1226 00	26-18	A0FD 1607 01	14-1	A0FD 8914 00	20-11
A011 3610 00	24-19	A011 N10Q 00	10-1	A0FD 1227 00	5-28	A0FD 1611 02	1-3	A0FD 8915 00	22-3
A011 3611 00	9-15	A011 N10W 00	7-21	A0FD 1230 00	5-21	A0FD 1651 01	1-23	A0FD 8917 00	20-12
A011 3616 00	8-3	A011 N10X 00	7-22	A0FD 1231 00	5-20	A0FD 1652 01	1-26	A0FD 8918 00	20-13
A011 3618 00	9-4	A011 N10Y 00	7-23	A0FD 1252 00	4-4	A0FD 1653 01	1-2	A0FD 8918 00	22-7
A011 3621 00	9-9	A011 N110 00	6-5	A0FD 1254 00	19-13	A0FD 1654 00	1-4	A0FD 8919 01	20-14
A011 3622 01	9-1	A011 N300 00	42-5	A0FD 1256 00	4-6	A0FD 1655 00	1-22	A0FD 8920 00	20-8
A011 3626 00	9-2	A011 R701 00	24-21	A0FD 1257 00	4-5	A0FD 1656 00	1-25	A0FD 8922 00	20-2
A011 3627 00	9-12	A011 R704 00	24-13	A0FD 1260 01	4-2	A0FD 1657 00	1-20	A0FD 8923 00	20-6
A011 3628 00	9-16	A011 R707 00	9-23	A0FD 1261 01	4-3	A0FD 1658 00	1-21	A0FD 8925 00	20-15
A011 3629 00	9-14	A011 R715 00	15-21	A0FD 1262 00	4-1	A0FD 1659 00	1-11	A0FD 8926 00	20-4
A011 3631 00	9-13	A011 R716 00	12-2	A0FD 1276 00	6-23	A0FD 1660 00	1-12	A0FD 8927 00	21-9
A011 3632 00	24-17	A01F 6927 00	20-17	A0FD 1277 01	6-21	A0FD 1661 00	1-14	A0FD 8929 00	20-16
A011 3633 00	9-11	A01F 6928 00	20-21	A0FD 1278 00	6-24	A0FD 1662 00	1-13	A0FD 8930 00	20-7
A011 3634 00	9-10	A01F 6948 00	21-26	A0FD 1279 00	6-22	A0FD 2141 00	25-16	A0FD 8931 00	20-3
A011 3639 00	24-15	A02E M100 00	25-24	A0FD 1280 00	6-20	A0FD 2142 00	25-7	A0FD 8934 00	21-11
A011 3642 01	9-8	A02F M102 00	25-1	A0FD 1281 00	4-8	A0FD 6201 01	12-11	A0FD 8934 00	22-8
A011 3646 00	8-4	A034 9550 00	42-9	A0FD 1500 03	26-5	A0FD 6202 00	12-12	A0FD 8935 00	20-10
A011 3648 00	9-18	A06X 002	22-17	A0FD 1501 00	26-19	A0FD 8143 00	18-15	A0FD 8936 00	21-7
A011 4600 01	7-11	A06X 010	8-11	A0FD 1502 01	26-4	A0FD 8144 01	18-23	A0FD 8937 00	21-8
A011 4601 00	7-14	A06X 011	10-28	A0FD 1503 00	27-4	A0FD 8146 02	18-38	A0FD 8938 00	21-10
A011 4602 00	7-19	A06X 014	17-29	A0FD 1505 01	26-3	A0FD 8147 02	18-26	A0FD 8939 00	21-12
A011 4603 00	7-15	A06X 016	22-17	A0FD 1507 02	27-10	A0FD 8148 00	18-27	A0FD 8940 00	20-20
A011 4604 00	7-13	A06X 0Y0	8-11	A0FD 1508 01	6-1	A0FD 8151 00	18-25	A0FD 8941 00	19-7
A011 7001 00	16-29	A06X 0Y1	10-28	A0FD 1509 00	6-2	A0FD 8152 00	18-39	A0FD 8944 01	19-8
A011 7003 00	10-19	A06X 0Y4	17-29	A0FD 1525 01	26-23	A0FD 8162 00	18-16	A0FD 8945 00	19-1
A011 7006 00	10-17	A06X 0Y6	22-17	A0FD 1526 00	5-26	A0FD 8901 00	20-22	A0FD 8946 00	4-9
A011 A110 00	8-8	A0FD 1200 01	11-2	A0FD 1527 01	11-10	A0FD 8902 00	20-18	A0FD 8947 00	21-25
A011 A120 00	8-1	A0FD 1201 00	27-7	A0FD 1528 00	11-8	A0FD 8903 01	20-19	A0FD 8948 00	20-25
A011 A360 01	8-2	A0FD 1202 00	6-19	A0FD 1530 00	1-1	A0FD 8904 03	19-14	A0FD 8949 00	20-23
A011 A361 00	9-3	A0FD 1203 03	27-8	A0FD 1531 00	26-1	A0FD 8905 01	19-12	A0FD 8951 00	21-15
A011 M100 00	25-2	A0FD 1204 00	5-3	A0FD 1551 02	27-2	A0FD 8906 00	19-11	A0FD 8952 02	21-13
A011 M104 00	5-1	A0FD 1205 00	11-3	A0FD 1552 00	27-12	A0FD 8907 02	19-9	A0FD 8954 01	42-2
A011 M200 00	16-30	A0FD 1206 00	27-9	A0FD 1555 00	27-13	A0FD 8908 00	22-5	A0FD 8955 00	21-23
A011 M200 00	25-5	A0FD 1207 01	22-10	A0FD 1560 00	5-25	A0FD 8909 00	20-9	A0FD 8956 01	21-18
A011 M402 12	26-10	A0FD 1208 00	22-11	A0FD 1561 00	26-22	A0FD 8909 00	21-6	A0FD 8957 00	21-22
A011 M403 01	26-14	A0FD 1219 00	14-27	A0FD 1602 01	1-24	A0FD 8909 00	22-1	A0FD 8958 00	21-24

Parts No.	Page No.	Parts No.	Page No.	Parts No.	Page No.	Parts No.	Page No.	Parts No.	Page No.
A0FD 8960 01	21-2	A0FD PP00 00	3-8	A0FD PP1B 00	30-41	A0FD PP2Q 00	37-8	A0FD PP4F 00	29-26
A0FD 8961 01	42-1	A0FD PP01 00	33-2	A0FD PP1D 00	2-4	A0FD PP2R 00	2-8	A0FD PP4G 00	30-35
A0FD 8962 01	21-19	A0FD PP02 00	31-1	A0FD PP1E 01	2-33	A0FD PP2V 00	28-2	A0FD PP4H 00	29-19
A0FD 8963 00	21-20	A0FD PP04 00	3-11	A0FD PP1F 00	33-8	A0FD PP2W 00	32-6	A0FD PP4J 00	35-5
A0FD 8964 00	21-27	A0FD PP05 00	3-2	A0FD PP1G 00	30-29	A0FD PP2X 00	32-10	A0FD PP4M 00	34-2
A0FD 8970 00	20-26	A0FD PP06 00	2-19	A0FD PP1H 00	29-14	A0FD PP2Y 00	35-6	A0FD PP4N 00	33-7
A0FD 8972 00	20-27	A0FD PP07 01	3-7	A0FD PP1J 00	35-4	A0FD PP30 00	35-3	A0FD PP4P 00	35-7
A0FD 9401 00	1-29	A0FD PP08 00	2-38	A0FD PP1K 00	29-21	A0FD PP31 00	36-3	A0FD PP4R 00	37-6
A0FD 9405 00	4-11	A0FD PP09 00	30-39	A0FD PP1M 01	2-7	A0FD PP32 00	30-7	A0FD PP4S 00	32-3
A0FD 9405 00	19-15	A0FD PP0A 00	32-1	A0FD PP1N 01	2-6	A0FD PP33 01	30-20	A0FD PP4T 00	2-25
A0FD 9406 00	4-12	A0FD PP0B 00	30-34	A0FD PP1P 00	36-5	A0FD PP34 00	30-17	A0FD PP4U 00	29-32
A0FD 9407 00	4-13	A0FD PP0C 00	29-1	A0FD PP1Q 00	2-21	A0FD PP35 00	30-16	A0FD PP50 00	2-9
A0FD 9408 00	4-14	A0FD PP0D 00	2-23	A0FD PP1R 00	35-18	A0FD PP36 00	30-32	A0FD PP51 00	3-6
A0FD 9451 00	1-28	A0FD PP0F 01	2-24	A0FD PP1S 01	35-17	A0FD PP37 00	30-33	A0FD PP52 00	34-1
A0FD 9904 01	42-3	A0FD PP0G 00	29-17	A0FD PP1T 00	2-13	A0FD PP38 01	30-19	A0FD PP53 01	31-2
A0FD 9905 01	42-3	A0FD PP0J 00	31-3	A0FD PP1U 00	35-8	A0FD PP39 00	30-31	A0FD PP54 01	30-36
A0FD 9951 01	42-3	A0FD PP0K 00	2-28	A0FD PP1V 00	35-12	A0FD PP3A 00	30-28	A0FD PP55 01	36-6
A0FD 9952 01	42-3	A0FD PP0M 00	28-3	A0FD PP1W 00	36-8	A0FD PP3B 00	29-23	A0FD PP56 00	32-9
A0FD 9953 01	42-3	A0FD PP0N 00	30-11	A0FD PP1X 00	30-10	A0FD PP3C 00	29-27	A0FD PP57 00	32-4
A0FD G715 00	20-5	A0FD PP0P 00	3-9	A0FD PP1Y 00	30-8	A0FD PP3D 00	29-4	A0FD PP58 00	32-7
A0FD G716 00	20-1	A0FD PP0Q 00	35-1	A0FD PP20 00	30-25	A0FD PP3E 01	29-10	A0FD PP59 00	35-11
A0FD G717 00	22-9	A0FD PP0R 00	2-29	A0FD PP21 00	30-21	A0FD PP3F 00	29-18	A0FD PP5A 00	36-1
A0FD H001 05	27-5	A0FD PP0S 00	3-10	A0FD PP22 00	30-30	A0FD PP3G 00	29-28	A0FD PP5B 00	36-7
A0FD M400 00	11-1	A0FD PP0U 00	29-30	A0FD PP23 00	31-4	A0FD PP3H 00	29-29	A0FD PP5D 00	30-37
A0FD M401 00	11-1	A0FD PP0V 00	30-15	A0FD PP24 00	32-8	A0FD PP3J 00	29-9	A0FD PP5E 00	30-18
A0FD M702 03	27-1	A0FD PP0W 00	30-5	A0FD PP25 00	33-6	A0FD PP3K 00	29-24	A0FD PP5F 00	29-16
A0FD M703 03	27-1	A0FD PP0X 00	30-27	A0FD PP27 00	30-3	A0FD PP3M 01	2-17	A0FD PP5G 01	29-12
A0FD M705 02	3-13	A0FD PP0Y 00	35-16	A0FD PP28 01	30-2	A0FD PP3N 00	2-36	A0FD PP5H 00	29-11
A0FD M706 02	3-13	A0FD PP0Y 01	35-16	A0FD PP29 00	2-10	A0FD PP3T 00	37-9	A0FD PP5J 00	37-10
A0FD M707 02	3-13	A0FD PP10 00	34-6	A0FD PP2C 00	37-13	A0FD PP3U 00	29-6	A0FD PP5K 00	29-13
A0FD N100 00	26-24	A0FD PP11 00	30-23	A0FD PP2D 00	28-1	A0FD PP3U 00	37-2	A0FD PP5M 00	30-26
A0FD N101 00	38-1	A0FD PP12 01	30-4	A0FD PP2E 00	35-9	A0FD PP3V 00	37-14	A0FD PP5N 00	2-34
A0FD N102 00	5-7	A0FD PP13 00	29-15	A0FD PP2F 01	29-3	A0FD PP3X 01	35-14	A0FD PP5P 00	3-12
A0FD N103 00	5-32	A0FD PP14 01	32-2	A0FD PP2G 00	37-3	A0FD PP3Y 00	36-4	A0FD PP5Q 00	37-12
A0FD N104 00	40-1	A0FD PP15 00	34-5	A0FD PP2H 00	31-6	A0FD PP40 00	37-1	A0FD PP5T 00	29-20
A0FD N105 01	40-2	A0FD PP16 01	35-15	A0FD PP2J 00	32-5	A0FD PP41 00	31-7	A0FD PP5U 00	29-8
A0FD N106 00	19-2	A0FD PP17 00	36-2	A0FD PP2K 00	32-11	A0FD PP42 00	35-13	A0FD PP5V 00	29-31
A0FD N107 01	11-11	A0FD PP18 00	30-13	A0FD PP2M 00	34-3	A0FD PP4C 01	37-7	A0FD PP5W 00	2-14
A0FD N108 01	11-6	A0FD PP19 00	30-14	A0FD PP2N 00	30-12	A0FD PP4D 00	37-4	A0FD PP5X 01	3-5
A0FD N109 00	27-15	A0FD PP1A 00	33-10	A0FD PP2P 00	37-11	A0FD PP4E 00	30-9	A0FD PP5Y 00	36-9

Parts No.	Page No.
A0FD PP60 00	29-33
A0FD PP61 00	34-7
A0FD PP62 00	29-7
A0FD PP62 00	30-22
A0FD PP62 00	33-5
A0FD PP63 00	29-5
A0FD PP64 01	34-4
A0FD PP64 01	35-2
A0FD PP65 00	37-5
A0FD PP66 00	30-1
A0FD PP67 00	32-12
A0FD PP68 00	37-15
A0FD PP69 00	31-8
A0FD PP6A 01	29-25
A0FD PP6B 00	2-30
A0FD PP6C 00	2-12
A0FD PP6E 00	31-5
A0FD PP6F 00	2-16
A0FD PP6G 00	2-5
A0FD PP6H 00	30-6
A0FD PP6J 00	2-15
A0FD PP6K 00	30-24
A0FD PP6M 00	30-40
A0FD PP6P 01	2-18
A0FD PP6Q 00	3-3
A0FD PP6R 00	2-27
A0FD PP6S 00	2-26
A0FD PP6T 00	2-22
A0FD PP6U 01	2-3
A0FD PP6V 00	2-41
A0FD PP6W 00	30-38
A0FD PP6X 00	29-2
A0FD PP6Y 00	29-22
A0FD PP70 00	33-1
A0FD PP71 00	33-3
A0FD PP72 00	33-4
A0FD PP73 00	3-14
A0FD PP74 00	3-14
A0FD PP75 00	3-14
A0FD PP76 00	28-4

Parts No.	Page No.
A0FD PP77 00	33-9
A0FD PP78 00	2-37
A0FD PP79 00	2-32
A0FD PP80 00	2-31
A0FD PP81 00	2-2
A0FD PP82 00	2-1
A0FD PP83 00	2-20
A0FD PP84 00	2-35
A0FD PP85 00	3-1
A0FD PP86 00	2-40
A0FD PP87 00	35-19
A0FD PP88 00	32-13
A0FD PP94 00	30-42
A0FD R700 00	12-1
A0FD R701 00	14-30
A0FD R702 11	2-39
A0FD R703 00	27-11
V500 0100 05	41-2
V500 0100 07	41-1
V500 0100 08	41-3
V500 0100 20	41-4
V500 0200 10	41-8
V500 0200 20	41-6
V500 0200 79	41-7
V501 0100 01	41-9
V570 0100 32	41-5
V800 5003 00	16-10
V818 6000 15	14-23

EXTERNAL PARTS




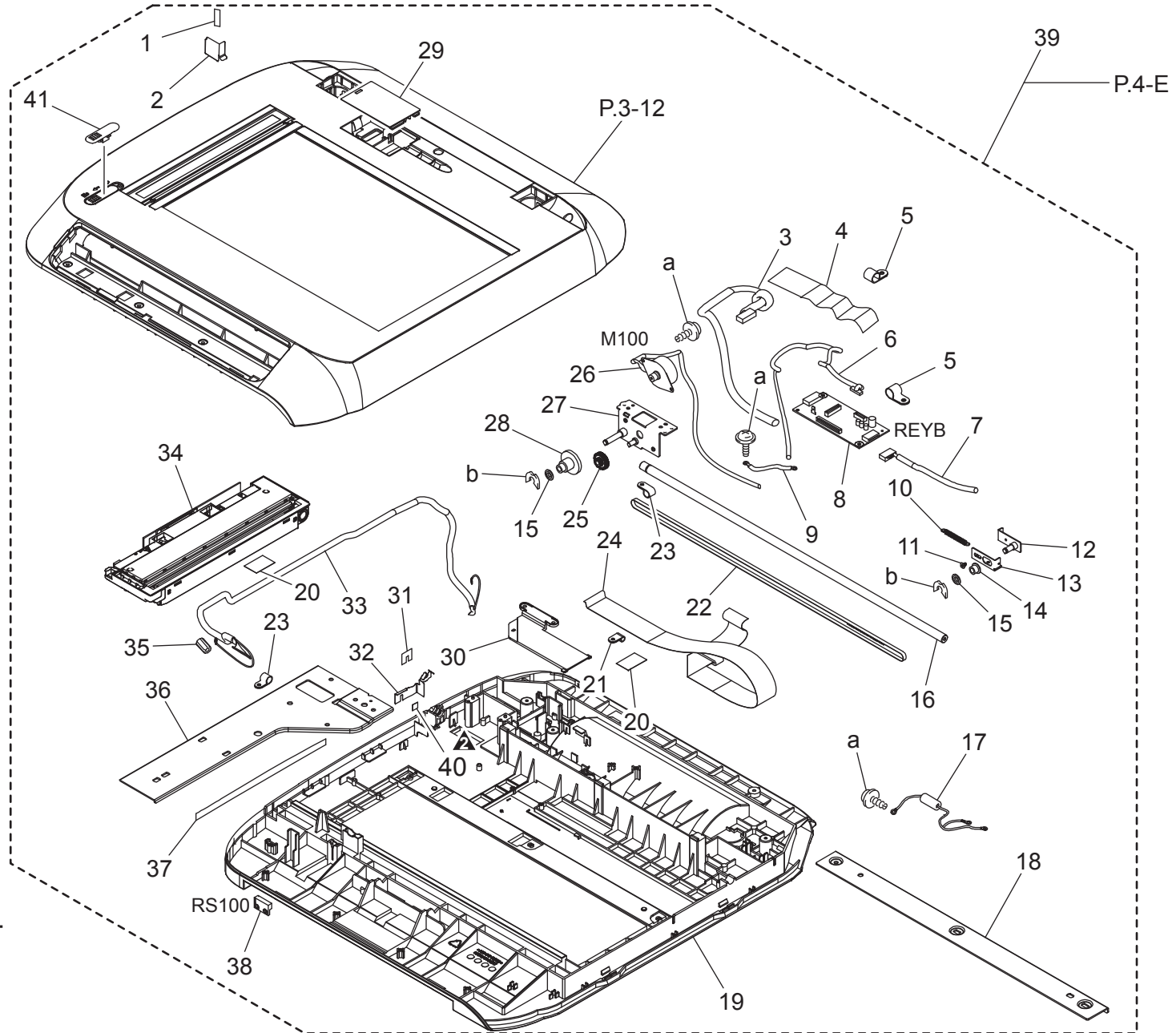
EXTERNAL PARTS

Key	Part No.	Description	Destinations	Class	QTY	Standard parts
1	A0FD 1530 00	Door		C	1	a-V153 0308 03 b-V137 0306 03 c-V217 0300 01
2	A0FD 1653 01	Cover		C	1	
3	A0FD 1611 02	Rear Cover		C	1	
4	A0FD 1654 00	Torsion spring		C	2	
5	A0FD 1603 01	Cover		C	1	
6	A00F 9421 00	Label Consumables Reorder	A,A1	C	1	
6	A00F 9422 00	Label Consumables Reorder	B,H	C	1	
6	A00F 9423 00	Label Consumables Reorder	C	C	1	
6	A00F 9424 00	Label Consumables Reorder	D1,D3,K	C	1	
6	A00F 9425 00	Label Consumables Reorder	J	C	1	
7	A00F 9401 00	Label I/U Set		C	1	
8	A00F 1630 02	Reinforce plate		D	1	
9	4138 2018 02	CLEANING PAD		S	1	
10	A011 1901 00	CLANING MATERIAL		D	1	
11	A0FD 1659 00	Seal		C	1	
12	A0FD 1660 00	Seal		C	1	
13	A0FD 1662 00	Seal		C	1	
14	A0FD 1661 00	Seal		C	1	
15	A0FD 1606 02	Cover		D	1	
16	A00J 9455 00	Logo Mark		C	1	
17	A0FD 1604 02	Front Cover		C	1	
18	4138 1034 02	LEVER		C	1	
19	A00F 1618 03	Hinge		D	1	
20	A0FD 1657 00	Seal		C	2	
21	A0FD 1658 00	Seal		C	2	
22	A0FD 1655 00	Bracket		D	1	
23	A0FD 1651 01	Cover		C	1	
24	A0FD 1602 01	Left Cover		C	1	
25	A0FD 1656 00	Seal		C	2	
26	A0FD 1652 01	Cover		C	1	
27	A011 1635 00	SEAL		C	1	
28	A0FD 9451 00	Label Adjustment		C	1	
29	A0FD 9401 00	Label magicolor 4690MF		C	1	

magicolor 4690MF

IR SECTION

改訂版 REVISED EDITION	日付 DATE
	NOVEMBER 2008



FRONT



magicolor 4690MF

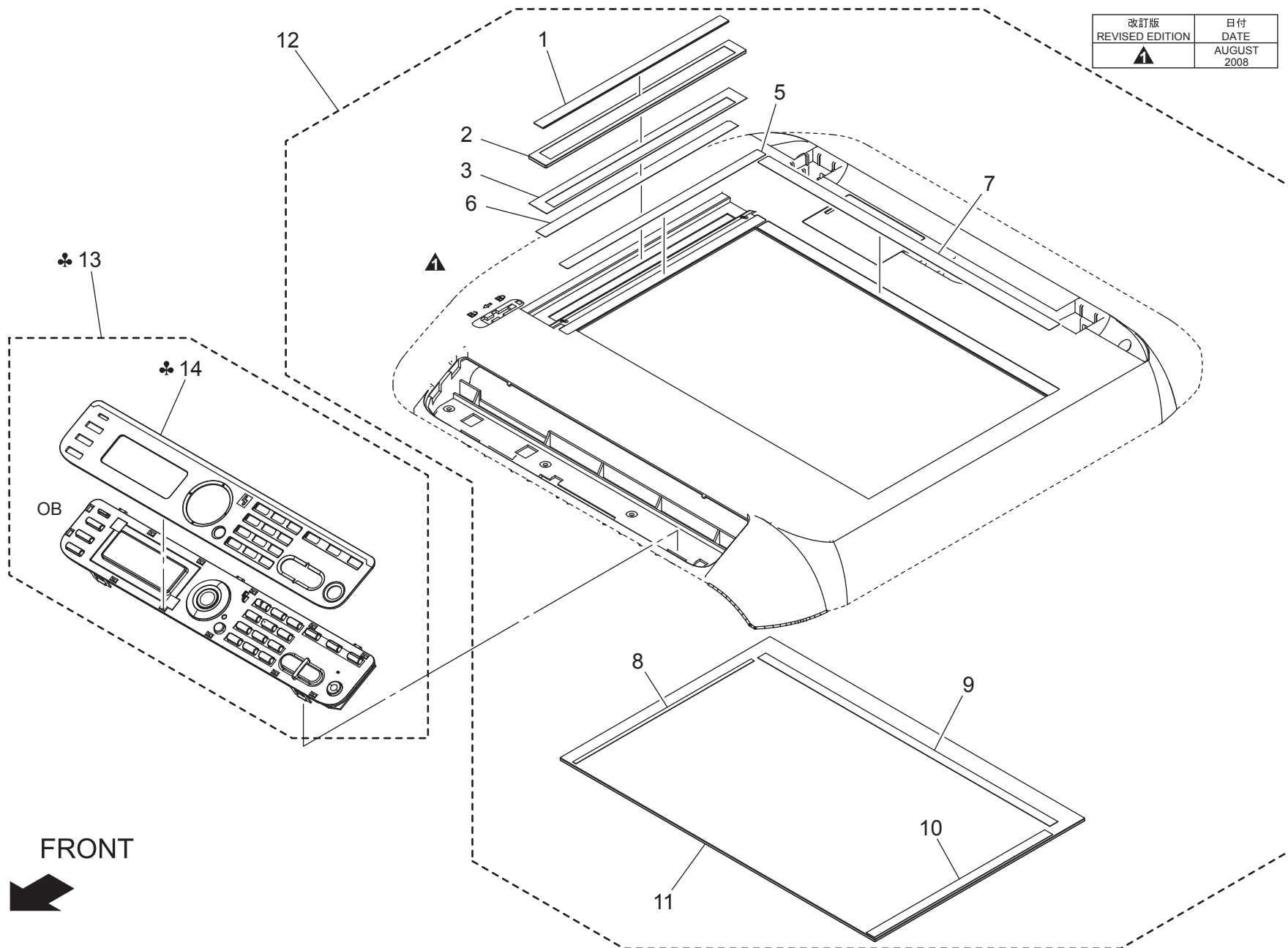


Key	Part No.	Description	Destinations	Class	QTY	Standard parts
1	A0FD PP82 00	Tape		C	1	a-V153 0310 03 b-V217 0400 01
2	A0FD PP81 00	Plate Spring		C	1	
3	A0FD PP6U 01	Wiring		D	1	
4	A0FD PP1D 00	Tape		D	1	
5	A0FD PP6G 00	Code clamp		D	2	
6	A0FD PP1N 01	Wiring		D	1	
7	A0FD PP1M 01	Wiring		D	1	
8	A0FD PP2R 00	PWB ASSY		C	1	
9	A0FD PP50 00	Ground		D	1	
10	A0FD PP29 00	Tension Spring		C	1	
11	1492 1045 01	SCREW		C	1	
12	A0FD PP6C 00	Bracket		D	1	
13	A0FD PP1T 00	Bracket		D	1	
14	A0FD PP5W 00	Roll		C	1	
15	A0FD PP6J 00	Collar		D	2	
16	A0FD PP6F 00	Shaft		D	1	
17	A0FD PP3M 01	Ground		D	1	
18	A0FD PP6P 01	Bracket		D	1	
19	A0FD PP06 00	Frame		D	1	
20	A0FD PP83 00	Tape		C	2	
21	A0FD PP1Q 00	Code clamp		D	1	
22	A0FD PP6T 00	Timing Belt		C	1	
23	A0FD PP0D 00	Code clamp		D	2	
24	A0FD PP0F 01	Flatcable		D	1	
25	A0FD PP4T 00	Gear 19/40T		C	1	
26	A0FD PP6S 00	Motor		C	1	
27	A0FD PP6R 00	Bracket		D	1	
28	A0FD PP0K 00	Gear 16/51T		C	1	
29	A0FD PP0R 00	Cover/ADF		C	1	
30	A0FD PP6B 00	Cover		D	1	
31	A0FD PP80 00	Tape		C	1	
32	A0FD PP79 00	Plate Spring		C	1	
33	A0FD PP1E 01	Wiring		D	1	
34	A0FD PP5N 00	Exposure unit		I	1	
35	A0FD PP84 00	Ferrite Core		D	1	
36	A0FD PP3N 00	Bracket		D	1	
37	A0FD PP78 00	Tape		C	1	
38	A0FD PP08 00	Reed Switch		C	1	
39	A0FD R702 11	OPTICAL UNIT		S	1	
40	A0FD PP86 00	SEAL		C	1	
41	A0FD PP6V 00	Lever		C	1	

IR SECTION

改訂版 REVISED EDITION	日付 DATE
	AUGUST 2008

P 3

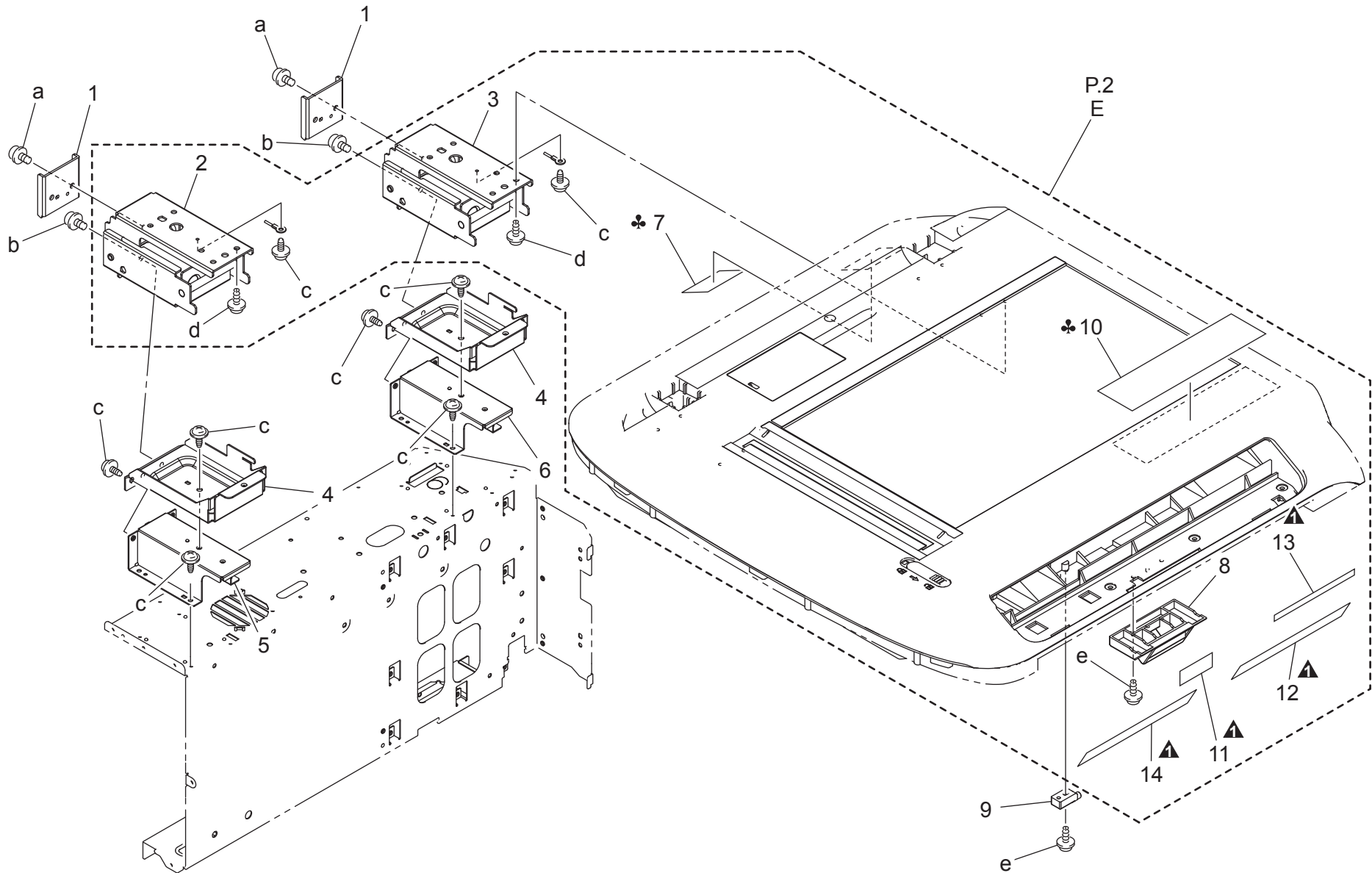


magicolor 4690MF

IR SECTION

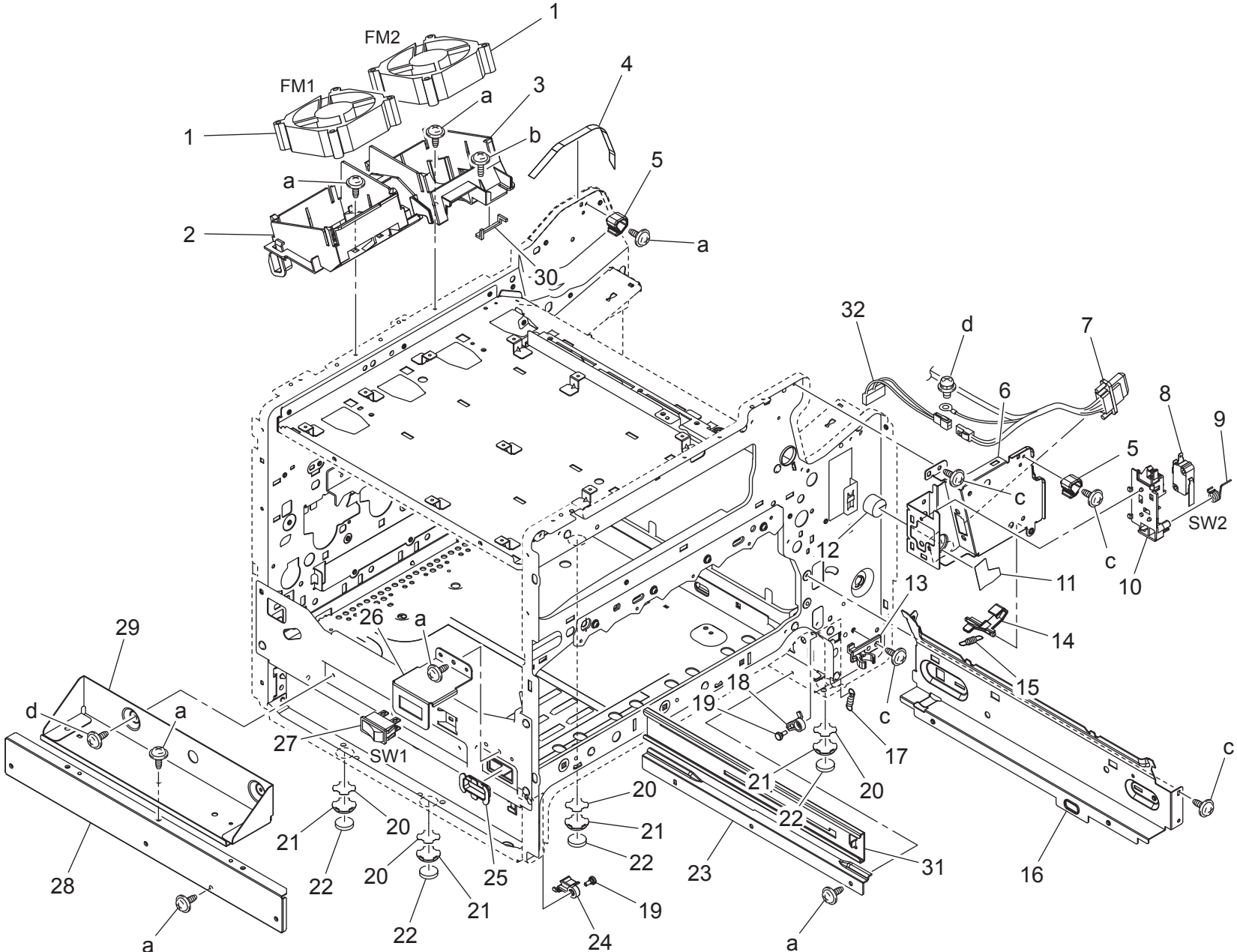
改訂版 REVISED EDITION	日付 DATE
▲	FEBRUARY 2009

P 4



Key	Part No.	Description	Destinations	Class	QTY	Standard parts
1	A0FD 1262 00	Stopper		D	2	a-V116 0408 03 b-V116 0308 03 c-V137 0306 03 d-V153 0310 03 e-V153 0308 03
2	A0FD 1260 01	Hinge		C	1	
3	A0FD 1261 01	Hinge		C	1	
4	A0FD 1252 00	Bracket		D	2	
5	A0FD 1257 00	Bracket		D	1	
6	A0FD 1256 00	Bracket		D	1	
7	4556 9439 00	Label	B,H	C	1	
8	A0FD 1281 00	Holder		C	1	
9	A0FD 8946 00	Holder		D	1	
10	A00J 9401 00	Label Legal Restriction	B,C,D1,D3,H,J,K	C	1	
10	A00J 9402 00	Label	A,A1	C	1	
11	A0FD 9405 00	Label		C	1	
12	A0FD 9406 00	Label		C	1	
13	A0FD 9407 00	Label		C	1	
14	A0FD 9408 00	Label		C	1	

MAIN FRAME SECTION

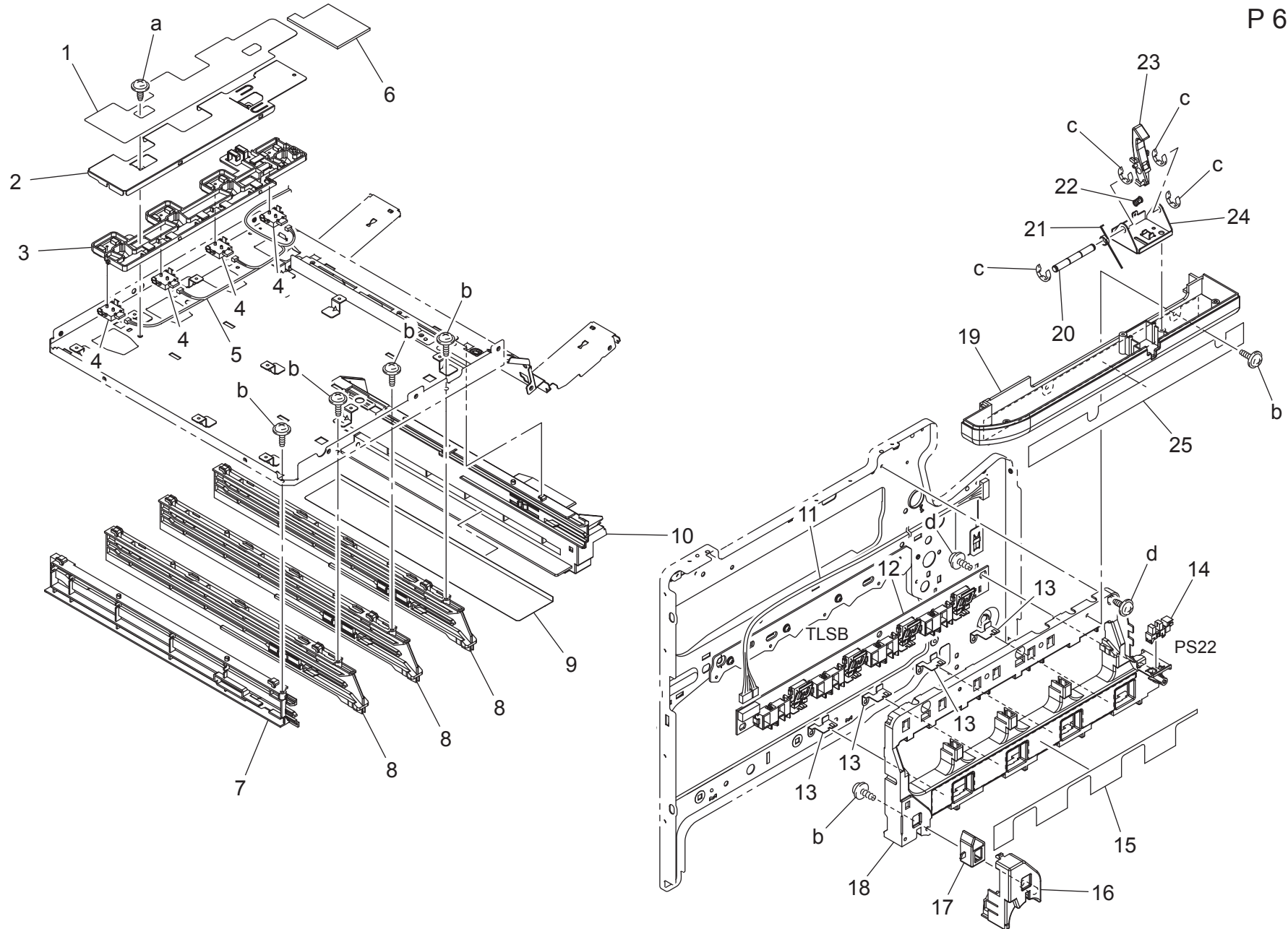


MAIN FRAME SECTION

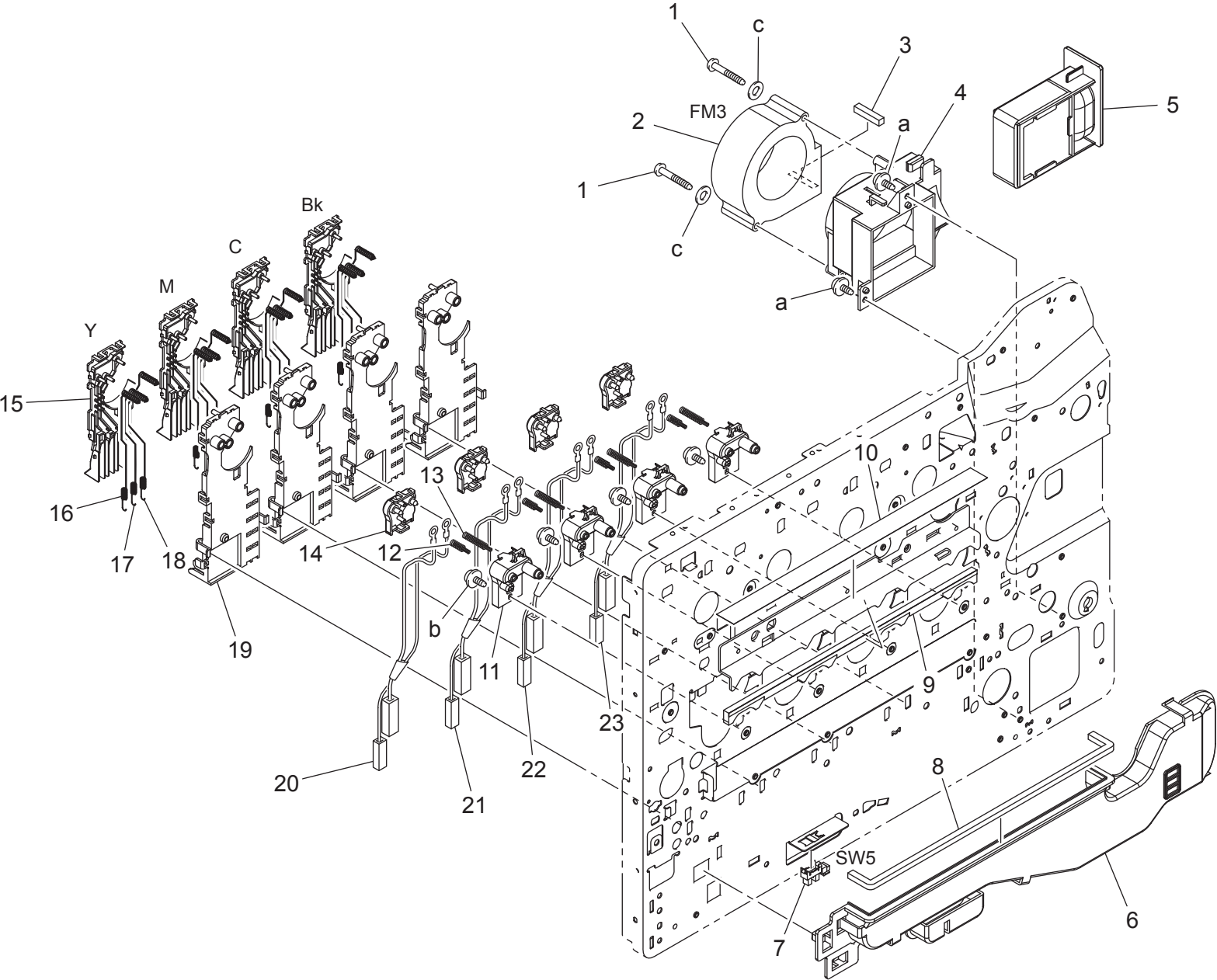
Key	Part No.	Description	Destinations	Class	QTY	Standard parts
1	A011 M104 00	FAN MOTOR		C	2	a-V137 0306 03 b-V153 0308 03 c-V144 0306 03 d-V116 0306 03
2	A00F 1308 00	Duct	ファンモータ ダクト (ファン)	D	1	
3	A0FD 1204 00	Duct	ダクト (L V 右)	D	1	
4	A00F 1624 00	Seal	シール	C	1	
5	A00F 1084 00	Holder	ホルダ	C	2	
6	A00F 1008 01	Reinforce plate	補強板 (上)	D	1	
7	A0FD N102 00	Fixing Wiring /3	定着束線 / 3	D	1	
8	9J06 M601 00	MICRO SWITCH	マイクロスイッチ	C	1	
9	4138 2248 01	TORSION SPRING	ねじりコイルばね	C	1	
10	4138 2247 02	BRACKET	取付板	D	1	
11	A00F 1117 01	Seal	シール (1次/外)	C	1	
12	A00F 1118 00	Seal	シール (1次/内)	C	1	
13	4002 3123 03	HOLDER	ホルダ	D	1	
14	A00F 1011 00	Lever	レバー	C	1	
15	A00F 1012 00	Tension spring	引張コイルばね	C	1	
16	4138 2034 02	RAIL	レール	D	1	
17	A00F 1023 00	Tension spring	引張コイルばね (爪)	C	1	
18	A00F 1021 00	Claw	爪 (ロック・右)	C	1	
19	4036 5765 01	SHOULDER SCREW	段ねじ	C	2	
20	A0FD 1231 00	Tape	テープ (ゴム足)	D	4	
21	A0FD 1230 00	Spacer	スペーサ (ゴム足)	D	4	
22	4128 2019 01	RUBBER FOOT	ゴム足	D	4	
23	A00F 1022 00	Rail	レール (補助・右下)	D	1	
24	A00F 1020 00	Claw	爪 (ロック・左)	C	1	
25	A0FD 1560 00	Edge cover	エッジカバー (メインスイッチ)	D	1	
26	A0FD 1526 00	Bracket	取付板 (メインスイッチ)	D	1	
27	0993 6303 01	SWITCH	スイッチ	C	1	
28	A0FD 1227 00	Bracket	取付板 (左カバー)	D	1	
29	A0FD 1220 00	Reinforce plate	補強板 (取っ手左)	D	1	
30	A00F 1145 00	Seal	シール (ホルダ)	C	1	
31	A00F 6205 01	Rail	レール (補助・右)	D	1	
32	A0FD N103 00	Fixing Wiring /4	定着束線 / 4	D	1	

T/C RAIL SECTION

P 6



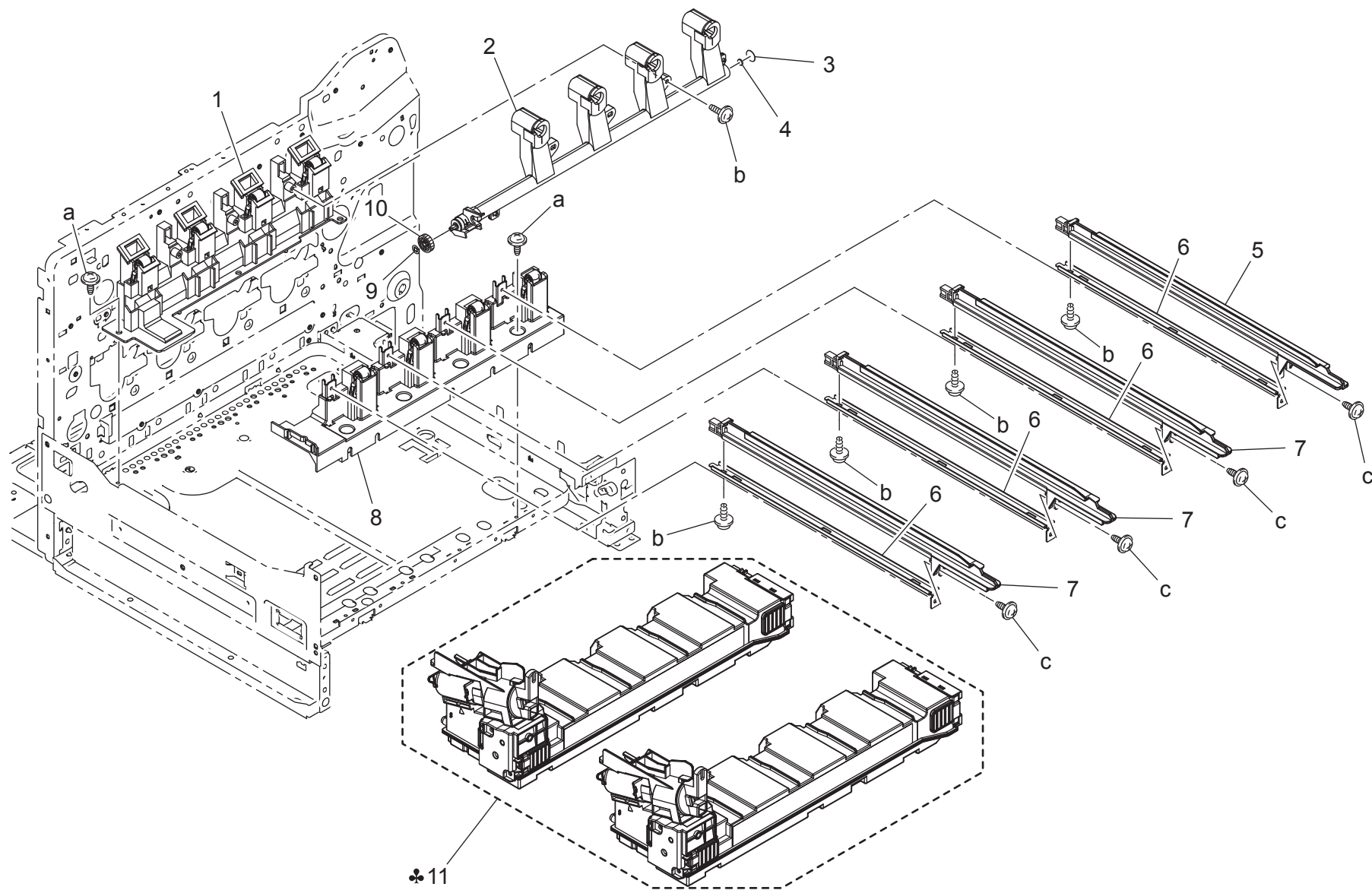
I/U CONTACT SECTION



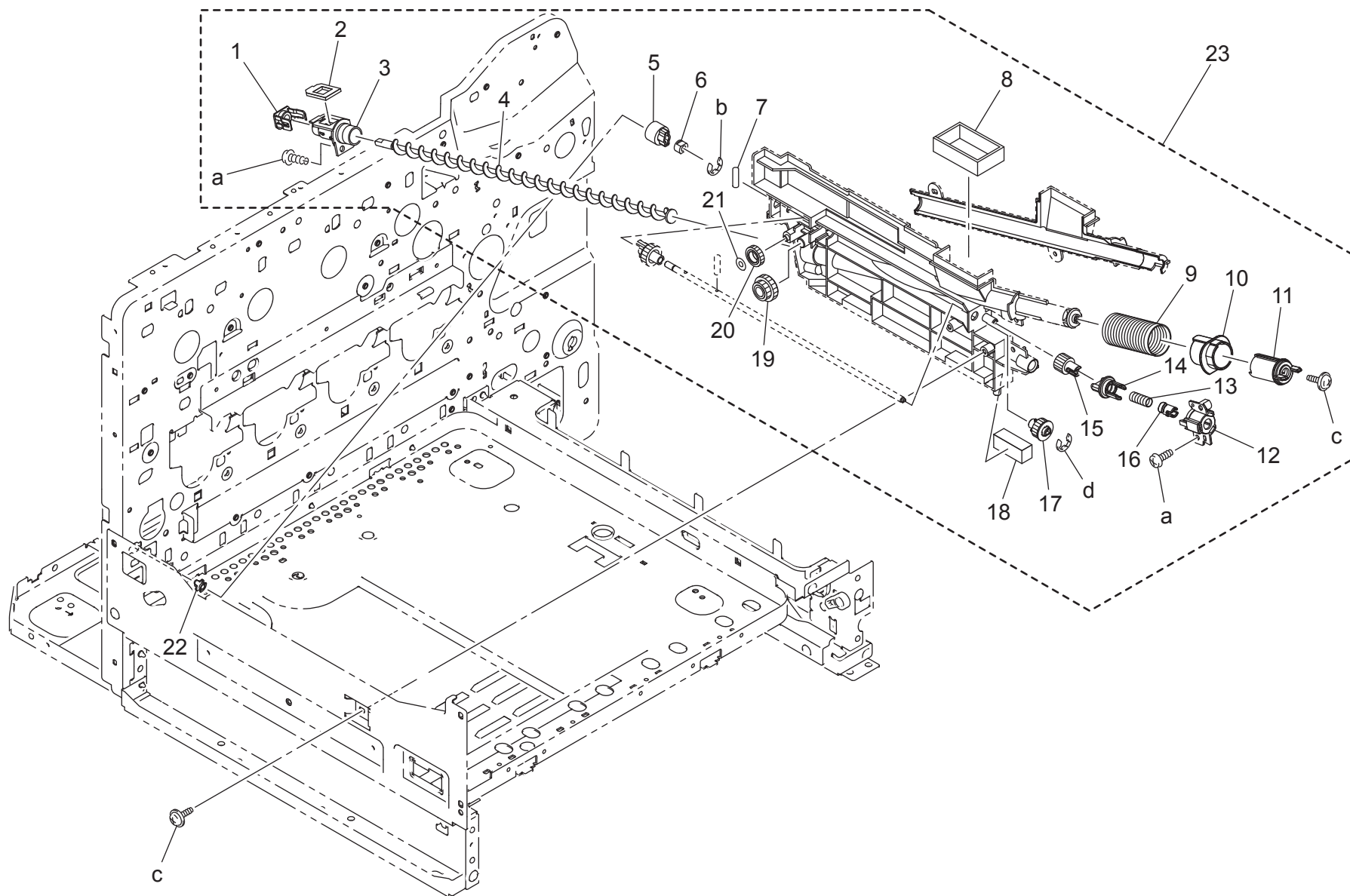
I/U CONTACT SECTION

Key	Part No.	Description	Destinations	Class	QTY	Standard parts
1	4120 4614 01	SCREW		C	2	a-V144 0306 03 b-V137 0306 03 c-V207 0300 01
2	9313 1300 51	FAN MOTOR		B	1	
3	4138 2117 01	SEAL		D	1	
4	A00F 1121 01	Holder		D	1	
5	A00F R706 00	Filter		C	1	
6	A00F 1120 00	Duct		D	1	
7	9335 1300 61	PHOTO INTERRUPTER		B	1	
8	4138 2056 01	SEAL		D	1	
9	4138 2106 01	SEAL		D	1	
10	4138 2105 01	SEAL		D	1	
11	A011 4600 01	HOLDER		D	4	
12	4138 2236 02	PRESSURE SPRING		C	4	
13	A011 4604 00	PRESSURE SPRING		C	4	
14	A011 4601 00	HOLDER		D	4	
15	A011 4603 00	COVER		C	4	
16	4138 2225 01	CONTACT		D	4	
17	4138 2224 01	CONTACT		D	4	
18	4138 2226 01	CONTACT		D	4	
19	A011 4602 00	HOLDER		D	4	
20	A011 N10P 00	WIRE HARNESS ASSY		D	1	
21	A011 N10W 00	WIRE HARNESS ASSY		D	1	
22	A011 N10X 00	WIRE HARNESS ASSY		D	1	
23	A011 N10Y 00	WIRE HARNESS ASSY		D	1	

I/U RAIL SECTION



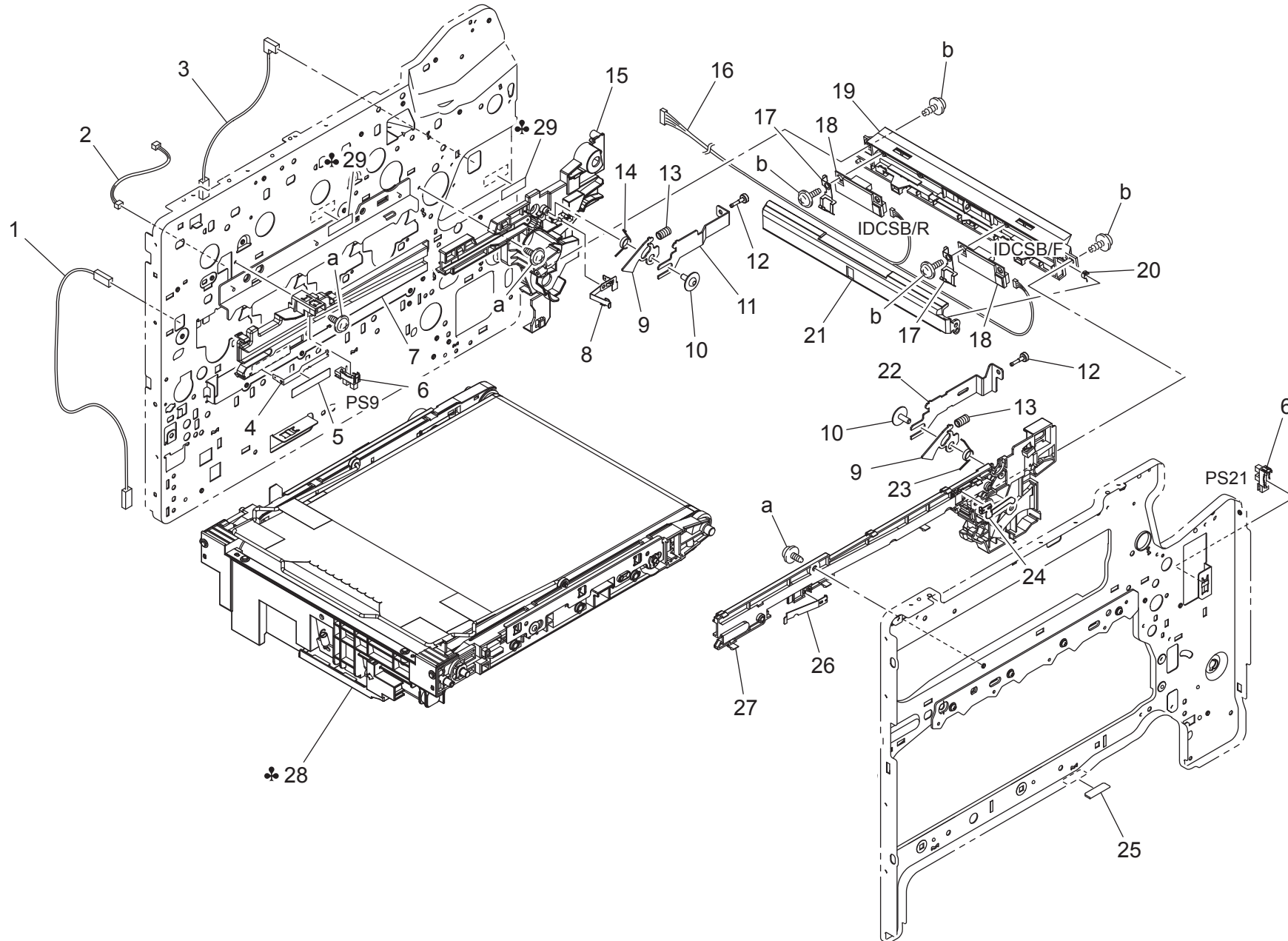
WASTE TONER TRANSPORT SECTION



WASTE TONER TRANSPORT SECTION

Key	Part No.	Description	Destinations	Class	QTY	Standard parts
1	A011 3622 01	COVER		C	1	a-V145 0308 03 b-V217 0300 01 c-V153 0308 03 d-V217 0200 01
2	A011 3626 00	SEAL	シール (水平搬送)	C	1	
3	A011 A361 00	BUSHING ASSY	軸受 A S S Y (汲み上げ搬送)	C	1	
4	A011 3618 00	SCREW	搬送羽根 (汲み上げ)	D	1	
5	A011 3603 00	GEAR 16T	ギヤ 16 T	C	1	
6	4004 5339 01	BUSHING	軸受	C	1	
7	1067 2501 01	PIN	ピン	C	1	
8	A011 3642 01	SEAL	シール (中転シャッター)	C	1	
9	A011 3621 00	PRESSURE SPRING	圧縮コイルばね (廃トナー B O X)	C	1	
10	A011 3634 00	SHUTTER	シャッター (2)	D	1	
11	A011 3633 00	SHUTTER	シャッター	D	1	
12	A011 3627 00	HOLDER	ホルダ (カップリング)	D	1	
13	A011 3631 00	PRESSURE SPRING	圧縮コイルばね (カップリング)	C	1	
14	A011 3629 00	JOINT	ジョイント	C	1	
15	A011 3611 00	GEAR 14T	ギヤ 14 T	C	1	
16	A011 3628 00	COUPLING	カップリング	C	1	
17	A011 3604 00	GEAR 16T	ギヤ 16 T	C	1	
18	A011 3648 00	MEMBER	押え材	C	1	
19	A011 3606 00	GEAR 16/20T	ギヤ 16 / 20 T	C	1	
20	A011 3607 00	GEAR 17T	ギヤ 17 T	C	1	
21	1372 2808 02	STOP RING	止め輪 (CS 形止め輪)	C	1	
22	A00F 3643 00	Bushing	すべり軸受	C	1	
23	A011 R707 00	WASTE TONER DRAWING UP ASSY	廃トナー汲み上げ A S S Y	C	1	

TRANSFER BELT UNIT

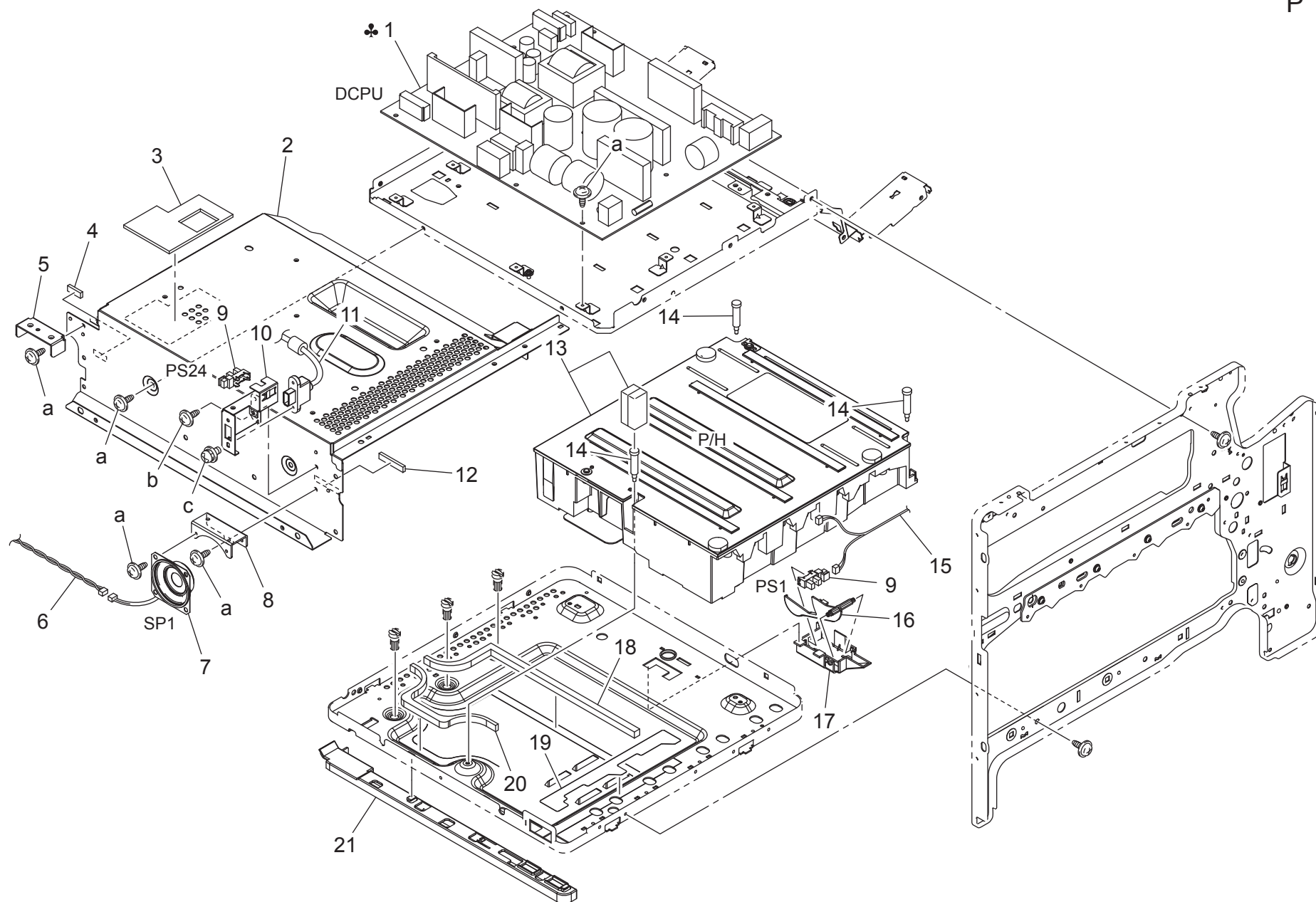


TRANSFER BELT UNIT

Key	Part No.	Description	Destinations	Class	QTY	Standard parts
1	A011 N10Q 00	WIRE HARNESS ASSY		D	1	a-V137 0306 03 b-V153 0308 03
2	4138 6840 01	WIRE HARNESS ASSY		D	1	
3	4138 6839 01	WIRE HARNESS ASSY		D	1	
4	4138 2217 01	CONTACT		D	1	
5	4138 2113 01	GUIDE PLATE		D	1	
6	9335 1300 61	PHOTO INTERRUPTER		B	2	
7	4138 2019 02	RAIL		D	1	
8	A00F 1432 00	Contact		C	1	
9	4138 2022 02	STOP PLATE		D	2	
10	4163 5293 01	SCREW		C	2	
11	A00F 1083 00	Guide plate		D	1	
12	4138 2098 01	SCREW		D	2	
13	4138 2094 01	PRESSURE SPRING		C	2	
14	4138 2096 01	TORSION SPRING		C	1	
15	A00F 1081 01	Rail		D	1	
16	A00F N10E 00	Sensor Wiring /2		D	1	
17	A011 7006 00	EARTH GROUND		D	2	
18	A011 M500 00	PHOTO SENSING ELEMENT		B	2	
19	A011 7003 00	GUIDE		D	1	
20	4138 3559 01	TORSION SPRING		C	1	
21	A00F 7031 00	Cover		D	1	
22	A00F 1082 00	Guide plate		D	1	
23	4138 2095 02	TORSION SPRING		C	1	
24	4138 2035 01	CONTACT		D	1	
25	A00F 1024 00	Guide		C	1	
26	4138 2099 01	PLATE SPRING		D	1	
27	A00F 1080 01	Rail		D	1	
28	A06X 011	TRANSFER BELT UNIT	B,H	A	1	
28	A06X 0Y1	TRANSFER BELT UNIT	A,A1,C,D1,D3,J,K	A	1	
29	1129 7303 01	LABEL HI-VOL CAUTION	A,A1	D	2	

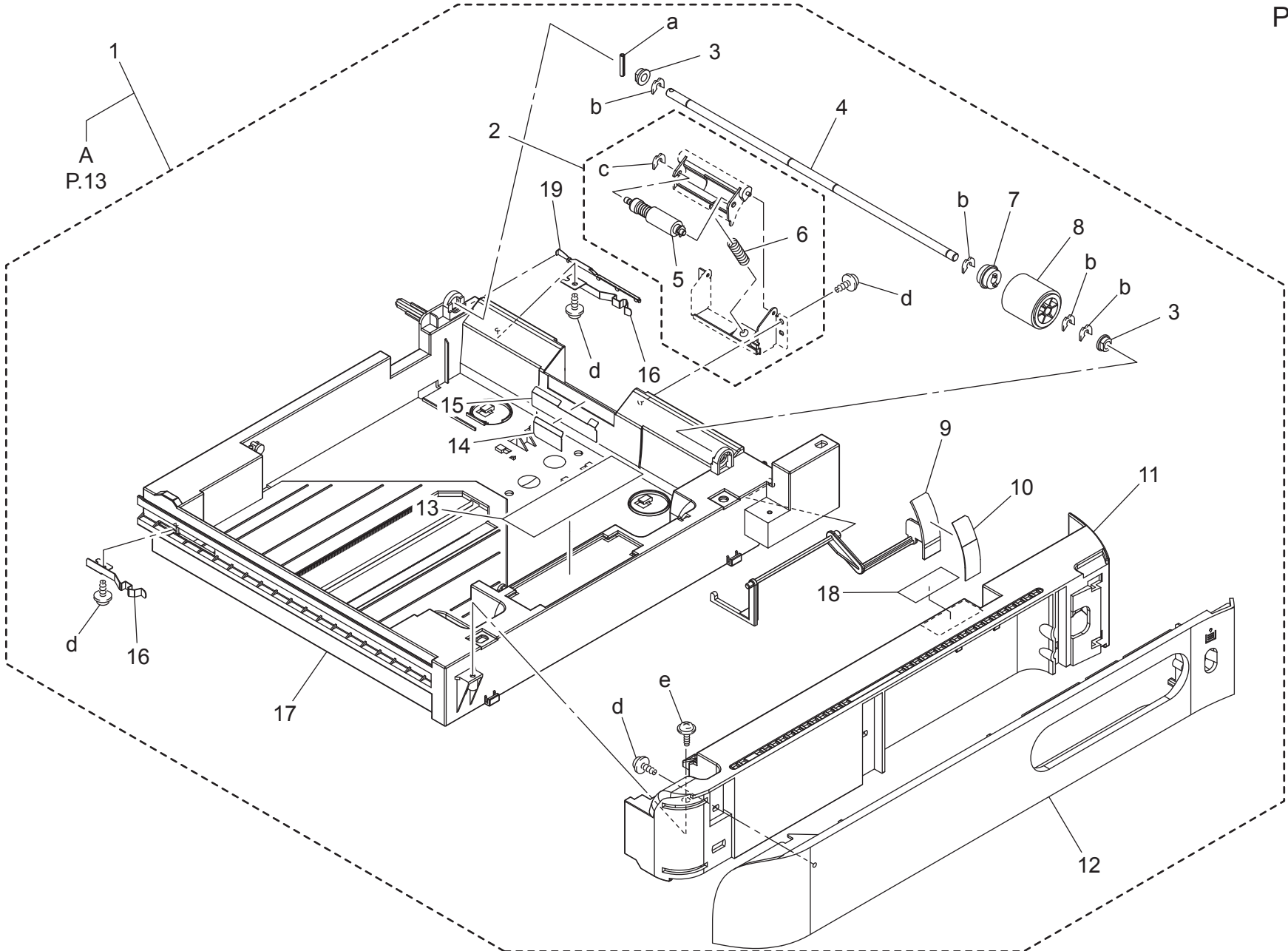
PRINT HEAD SECTION

P 11



Key	Part No.	Description	Destinations	Class	QTY	Standard parts
1	A0FD M400 00	Power supply /230V	C,D1,D3,J,K	I	1	a-V137 0306 03 b-V144 0306 03 c-V116 0306 03
1	A0FD M401 00	Power supply /100V	A,A1,B,H	I	1	
2	A0FD 1200 01	Reinforce Plate		D	1	
3	A0FD 1205 00	Seal		C	1	
4	A00F 1138 00	Seal		C	1	
5	A0FD 1226 00	Reinforce plate		D	1	
6	A0FD N108 01	Relay harness		D	1	
7	4040 M401 00	LOUDSPEAKER		D	1	
8	A0FD 1528 00	Bracket		D	1	
9	9335 1300 61	PHOTO INTERRUPTER		B	2	
10	A0FD 1527 01	Bracket		D	1	
11	A0FD N107 01	Relay harness		D	1	
12	A00F 1137 00	Seal		C	1	
13	A00F R705 00	Print Head Assy	P / H A s s y	I	1	
14	4138 2103 01	SHOULDER SCREW		D	3	
15	A00F N10K 00	Sensor Wiring /4		D	1	
16	4138 3072 01	ACTUATOR		C	1	
17	4138 3071 02	BRACKET		D	1	
18	4138 2064 01	SEAL		C	1	
19	A011 1113 00	SEAL		C	1	
20	4138 2063 01	SEAL		C	1	
21	A011 1303 01	COVER		C	1	

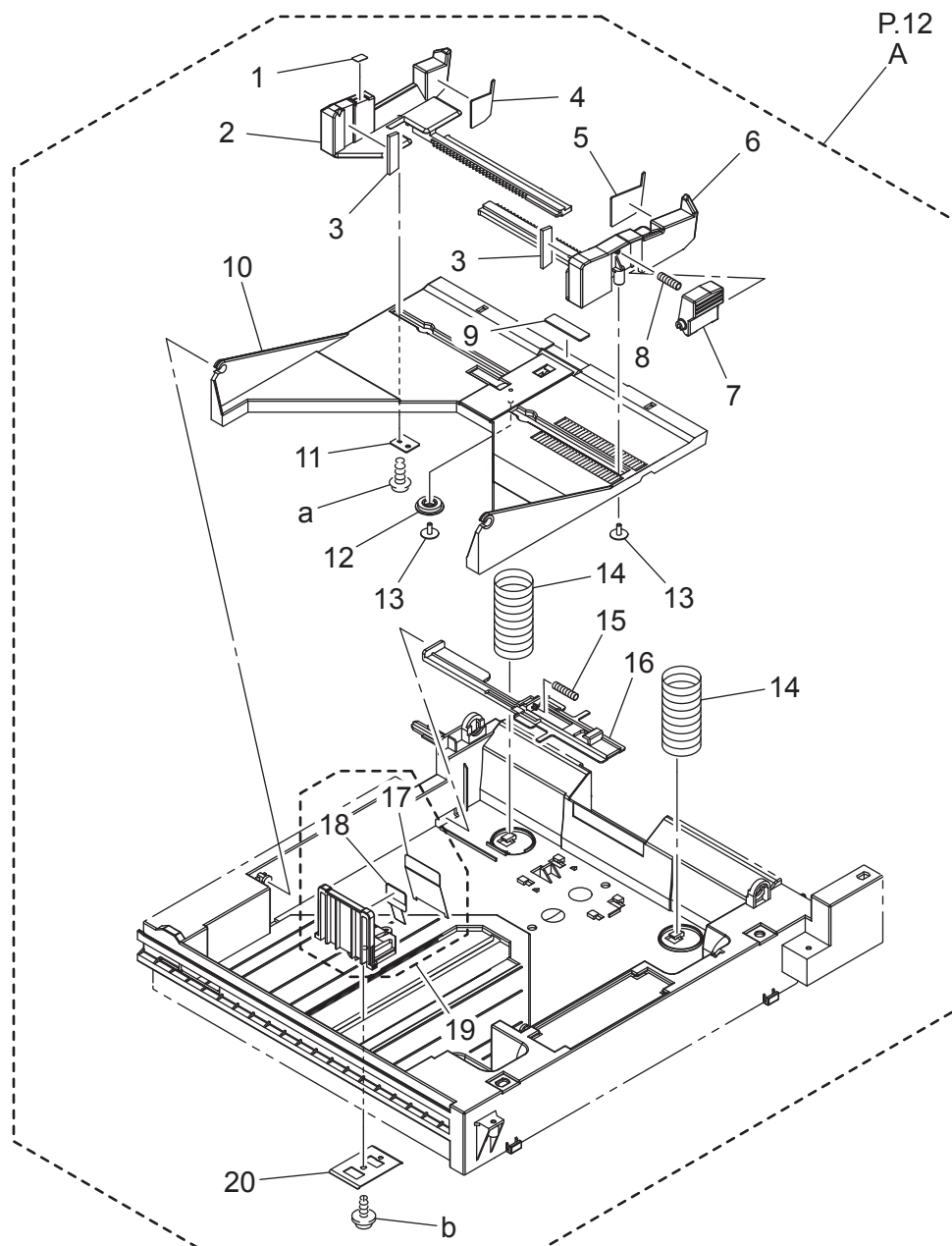
CASSETTE SECTION



CASSETTE SECTION

Key	Part No.	Description	Destinations	Class	QTY	Standard parts
1	A0FD R700 00	250 Sheet Tray Assy	250枚カセット ASSY	S	1	a-V232 3018 50 b-V218 0400 86 c-V218 0300 86 d-V153 0308 03 e-V153 0310 03
2	A011 R716 00	SEPARATION ROLLER ASSY	分離ローラ ASSY	C	1	
3	4131 3003 01	BUSHING	軸受	C	2	
4	4138 3031 01	SHAFT	シャフト	D	1	
5	4034 0151 01	SEPARATION ROLLER	分離ローラ	A	1	
6	4138 3254 01	PRESSURE SPRING	圧縮コイルばね	C	1	
7	4030 3034 01	CLUTCH	クラッチ	C	1	
8	4138 3032 02	ROLLER	ローラ	B	1	
9	A00F 6281 01	Lever	レバー (残量表示)	C	1	
10	A00F 6206 01	Label Paper Stack	ラベル 残量	C	1	
11	A0FD 6201 01	Cover	カバー (カセット前)	C	1	
12	A0FD 6202 00	Handle	取手	C	1	
13	A00F 9404 00	Label Paper Supply	ラベル ペーパー補給	C	1	
14	4131 3057 02	GUIDE	ガイド	C	1	
15	4131 3056 01	GUIDE PLATE	ガイド板	C	1	
16	A00F 6214 02	Plate Spring	板ばね	C	2	
17	A00F 6201 01	Cassette	カセット (本体250枚)	D	1	
18	4138 7316 01	LABEL	ラベル	D	1	
19	A00F 6211 00	Guide	ガイド	D	1	

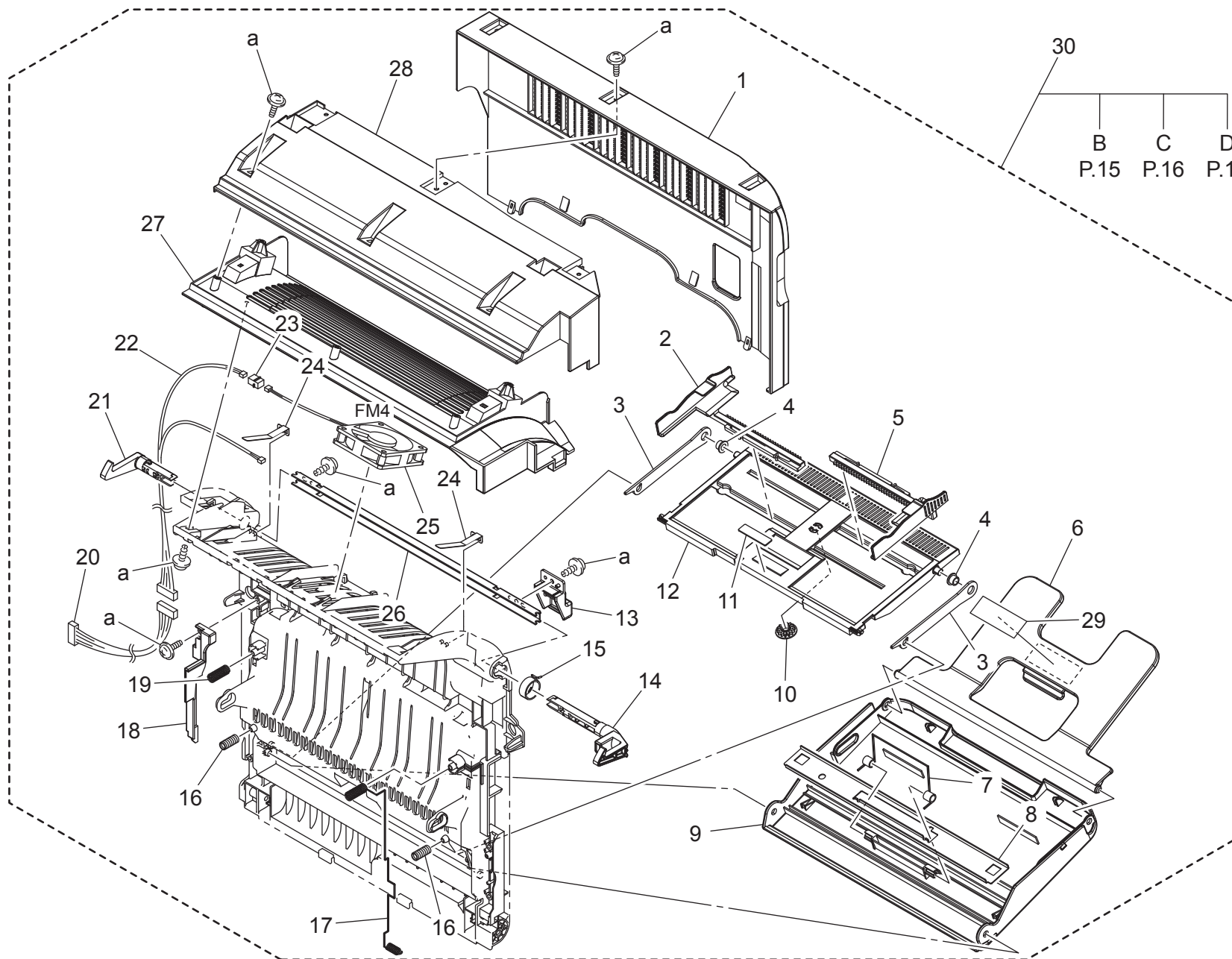
CASSETTE SECTION



Key	Part No.	Description	Destinations	Class	QTY	Standard parts
1	A00F 6223 01	Guide		C	1	a-V167 1704 04 b-V153 0308 03
2	A00F 6222 01	Regulating plate		C	1	
3	4138 3027 01	BRAKE		C	2	
4	4138 3029 01	GUIDE		D	1	
5	A00F 6228 00	Guide		C	1	
6	A00F 6221 01	Regulating plate		C	1	
7	A00F 6226 00	Lever		C	1	
8	4011 3011 01	PRESSURE SPRING		C	1	
9	4687 3281 01	FRICTION SHEET		C	1	
10	A00F 6241 01	Lifting plate		C	1	
11	A00F 6227 00	Stopper		D	1	
12	4138 3092 01	GEAR 14T		C	1	
13	4163 5293 01	SCREW		C	2	
14	A00F 6242 00	Pressure spring		C	2	
15	1164 3062 01	PRESSURE SPRING		C	1	
16	A00F 6243 00	Lever		C	1	
17	4138 3026 01	GUIDE		C	1	
18	4021 3036 01	GUIDE		C	1	
19	A00F R901 00	Regulating plate Assy		C	1	
20	A00F 6225 00	Set plate		D	1	

VERTICAL CONVEYANCE SECTION

P 14

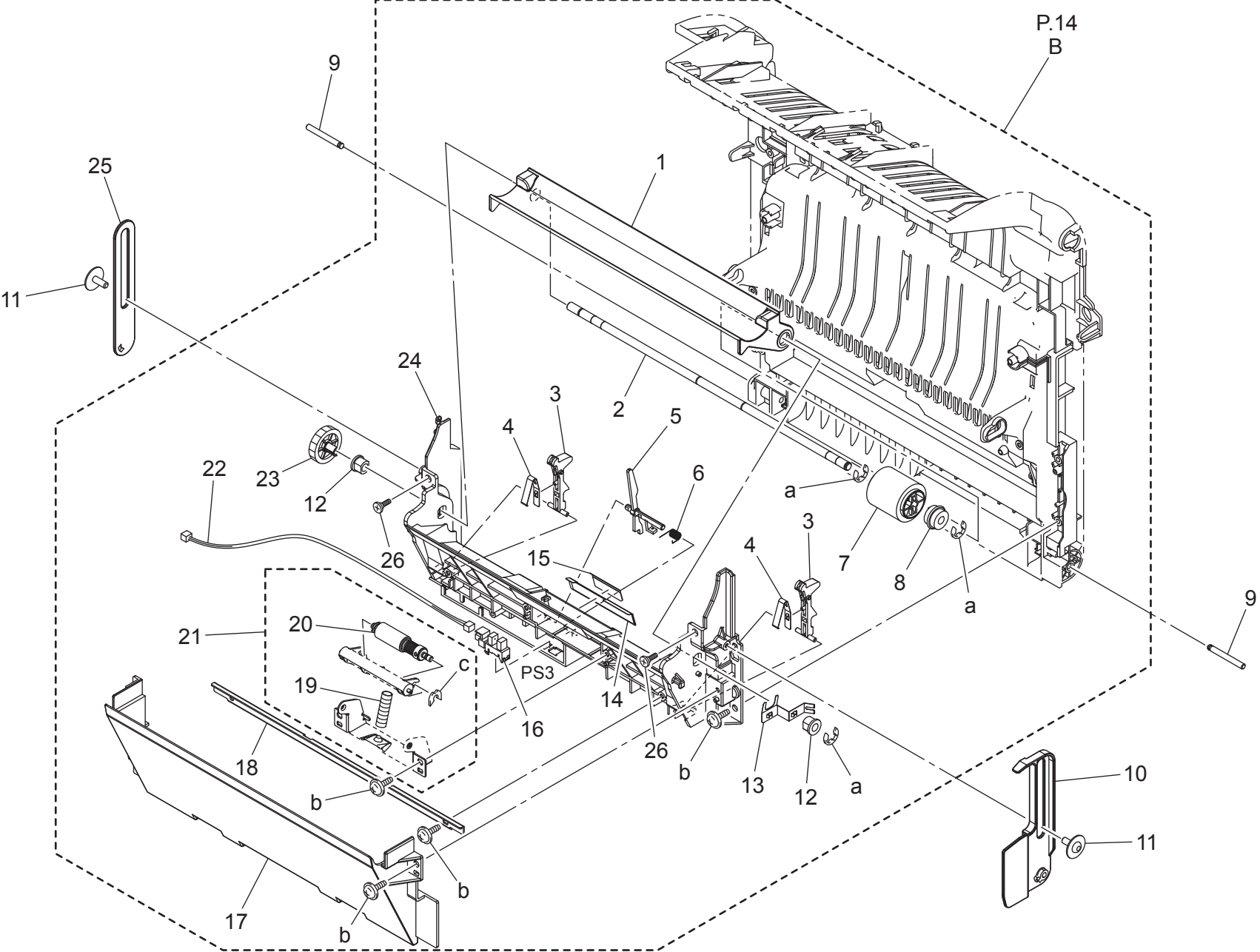


magicolor 4690MF



Key	Part No.	Description	Destinations	Class	QTY	Standard parts
1	A0FD 1607 01	Cover		C	1	a-V153 0308 03
2	A00F 5611 00	Regulating plate		C	1	
3	4138 3205 01	LEVER		C	2	
4	4120 3019 01	COLLAR		C	2	
5	A00F 5610 00	Regulating plate		C	1	
6	A00F 5603 00	Tray		C	1	
7	4138 3252 01	TORSION SPRING		C	1	
8	4138 3253 01	REINFORCE PLATE		D	1	
9	A00F 5602 01	Tray		C	1	
10	4131 3027 02	GEAR 14T		C	1	
11	4138 3255 01	FRICITION SHEET		C	1	
12	A00F 5651 01	Lifting plate		C	1	
13	A00F 7113 00	Lever		C	1	
14	A00F 7106 00	Lever		C	1	
15	A00F 7111 00	Torsion spring		C	1	
16	4131 4052 01	PRESSURE SPRING		C	2	
17	A00F 7166 00	Earth ground		C	1	
18	A00F 7102 01	Cover		D	1	
19	A00F 7165 00	Pressure spring		C	1	
20	A00F N114 03	Sensor Wiring /9		D	1	
21	A00F 7107 00	Lever		C	1	
22	A00F N115 01	Sensor Wiring /10		D	1	
23	V818 6000 15	PLUG HOUSING		D	1	
24	A00F 7171 00	Plate spring		C	2	
25	9J06 M100 00	FAN MOTOR		C	1	
26	A00F 7105 00	Bracket		D	1	
27	A0FD 1219 00	Guide		C	1	
28	A0FD 1221 02	Holder		C	1	
29	4138 7316 01	LABEL		D	1	
30	A0FD R701 00	Vertical Transport Assy		S	1	

VERTICAL CONVEYANCE SECTION

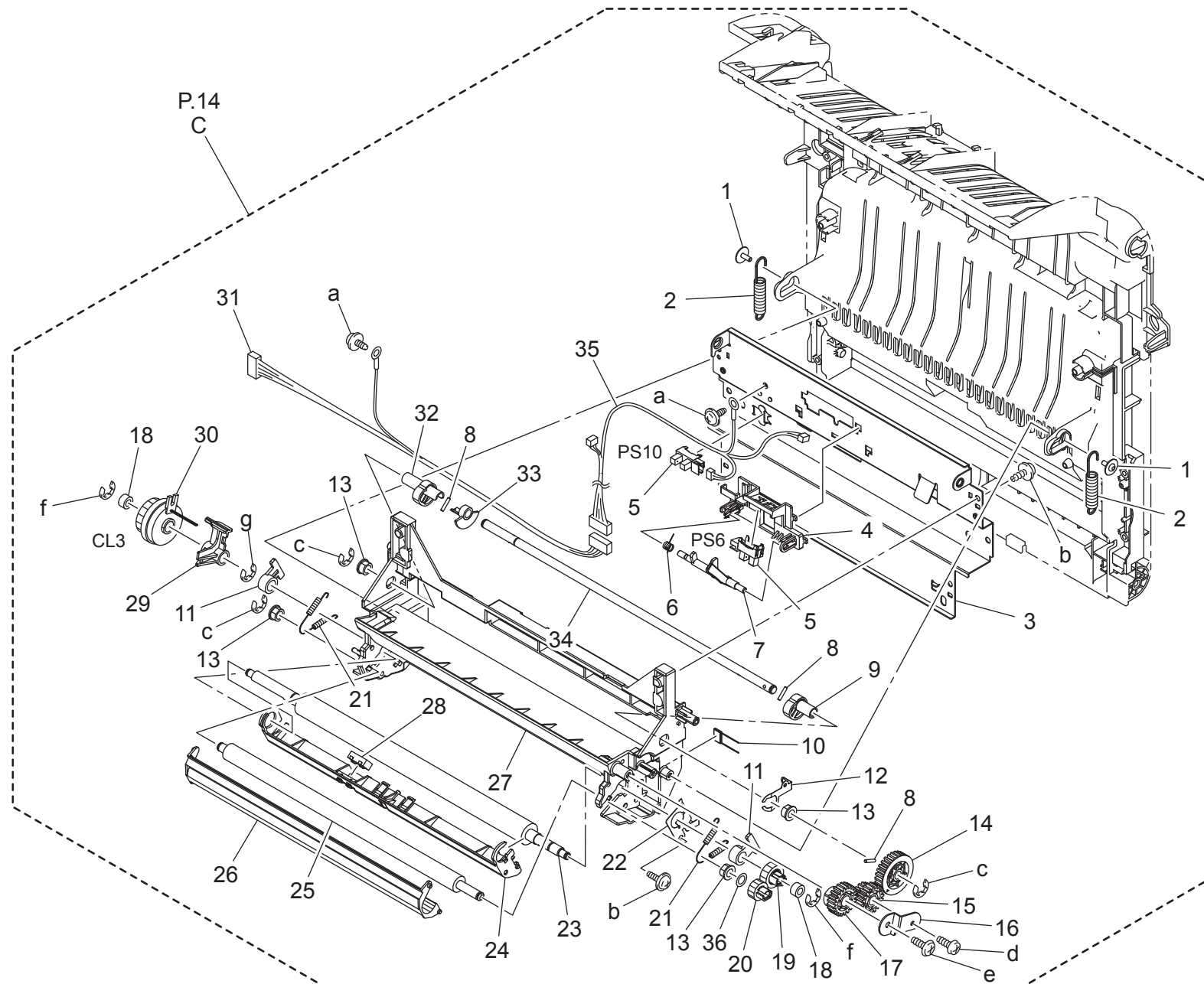


magicolor 4690MF

VERTICAL CONVEYANCE SECTION

Key	Part No.	Description	Destinations	Class	QTY	Standard parts
1	A00F 5631 00	Guide plate		C	1	a-V217 0400 01 b-V153 0308 03 c-V218 0300 86
2	4138 3232 02	SHAFT		D	1	
3	4138 3236 02	STOPPER		D	2	
4	4138 3237 01	PLATE SPRING		D	2	
5	A00F 5633 00	Actuator		C	1	
6	A00F 5634 01	Torsion spring		C	1	
7	4138 3032 02	ROLLER		B	1	
8	4030 3034 01	CLUTCH		C	1	
9	4138 3510 01	SHAFT		D	2	
10	A00F 7116 01	Stopper		C	1	
11	4163 5293 01	SCREW		C	2	
12	4138 3244 01	BUSHING		C	2	
13	A00F 5642 00	Earth ground		C	1	
14	4131 3056 01	GUIDE PLATE		C	1	
15	4131 3057 02	GUIDE		C	1	
16	9335 1300 61	PHOTO INTERRUPTER		B	1	
17	A00F 5604 01	Guide		C	1	
18	A00F 5605 00	Reinforce plate		D	1	
19	4138 3254 01	PRESSURE SPRING		C	1	
20	4034 0151 01	SEPARATION ROLLER		A	1	
21	A011 R715 00	SEPARATION ROLLER ASSY		C	1	
22	A00F N10N 01	Sensor Wiring /7		D	1	
23	4138 3241 01	GEAR 25T		C	1	
24	A00F 5601 03	Frame		C	1	
25	A00F 7117 00	Stopper		C	1	
26	4131 2320 01	SHOULDER SCREW		C	2	

VERTICAL CONVEYANCE SECTION

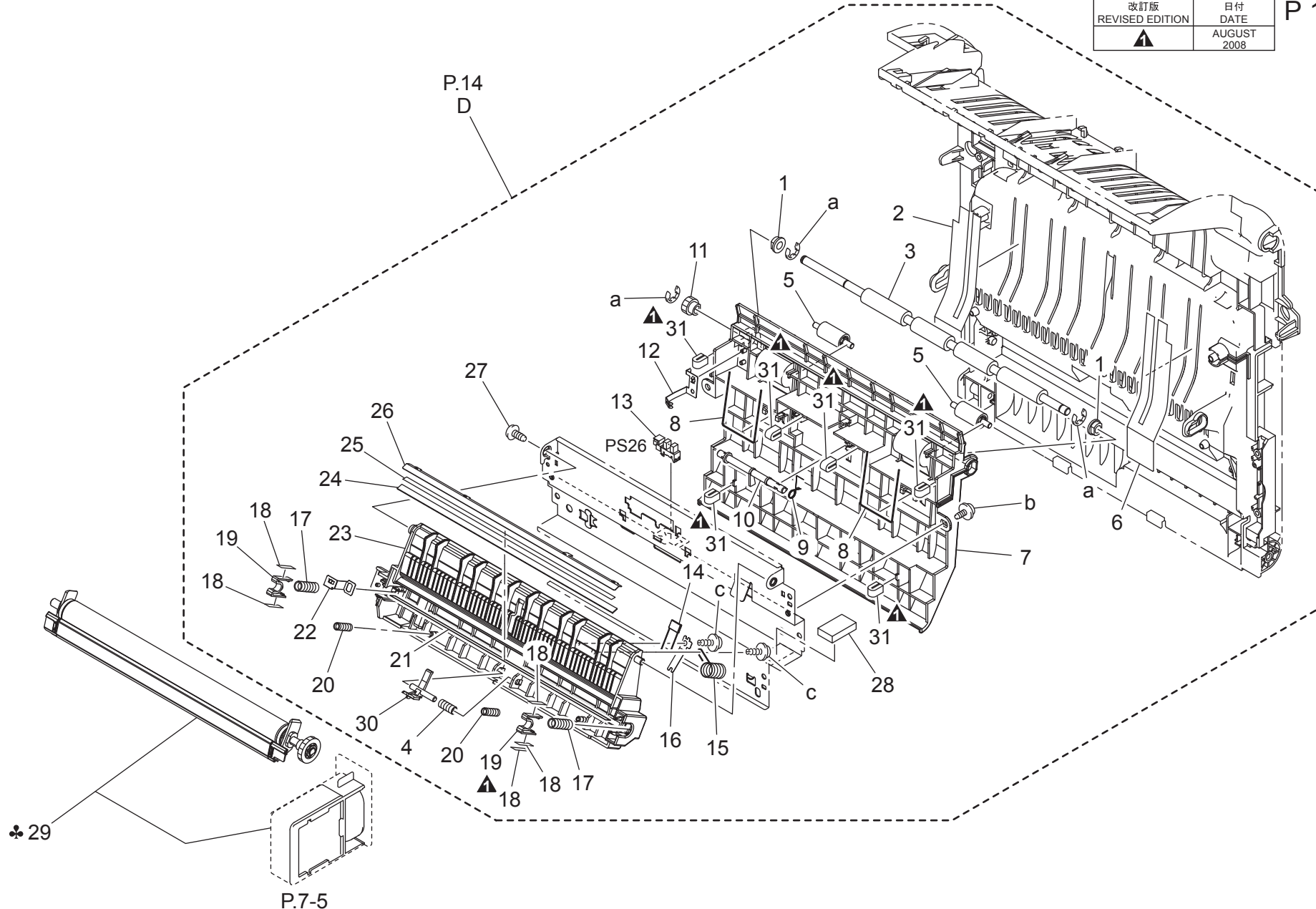


Key	Part No.	Description	Destinations	Class	QTY	Standard parts
1	4163 5293 01	SCREW		C	2	a-V144 0306 03 b-V153 0308 03 c-V217 0400 01 d-V149 0308 03 e-V145 0408 03 f-V217 0300 01 g-V217 0600 01
2	A00F 7120 00	Tension spring		C	2	
3	A00F 7002 03	Bracket		D	1	
4	A00F 7008 01	Bracket		C	1	
5	9335 1300 61	PHOTO INTERRUPTER		B	2	
6	A00F 7009 00	Torsion spring		C	1	
7	A00F 7003 00	Actuator		C	1	
8	1144 5200 01	PIN		D	3	
9	A00F 7022 00	Cam		C	1	
10	V800 5003 00	FIXED POWER RESISTORS		D	1	
11	4138 3523 01	BUSHING		C	2	
12	A00F 7021 01	Earth ground		D	1	
13	4138 3532 02	BUSHING		C	4	
14	A00F 7018 00	Gear 28T		C	1	
15	A00F 7017 01	Gear 15/20T		C	1	
16	A00F 7025 00	Bracket		C	1	
17	A00F 7016 01	Gear 21T		C	1	
18	4138 3528 02	ROLL		C	2	
19	4138 3524 01	GEAR 20T		C	1	
20	4138 3525 02	GEAR 15T		C	1	
21	4138 3533 01	TENSION SPRING		C	2	
22	A00F 7026 00	Earth ground		D	1	
23	4138 3521 02	ROLLER		C	1	
24	4138 3527 02	GUIDE		D	1	
25	4138 3522 03	ROLLER		C	1	
26	A00F 7012 01	Guide plate		C	1	
27	A00F 7011 02	Holder		C	1	
28	9335 1910 21	SOLID STATE SWITCH		C	1	
29	A011 7001 00	SPACER		D	1	
30	A011 M200 00	CLUTCH		C	1	
31	A00F N10C 02	Conveyance Wiring /1		D	1	
32	A00F 7019 00	Cam		C	1	
33	A00F 7023 00	Shield plate		D	1	
34	A00F 7020 00	Shaft		D	1	
35	A00F N119 01	Conveyance Wiring /3		D	1	
36	4138 7001 00	WASHER		C	1	

VERTICAL CONVEYANCE SECTION

改訂版 REVISED EDITION	日付 DATE
▲	AUGUST 2008

P 17



magicolor 4690MF



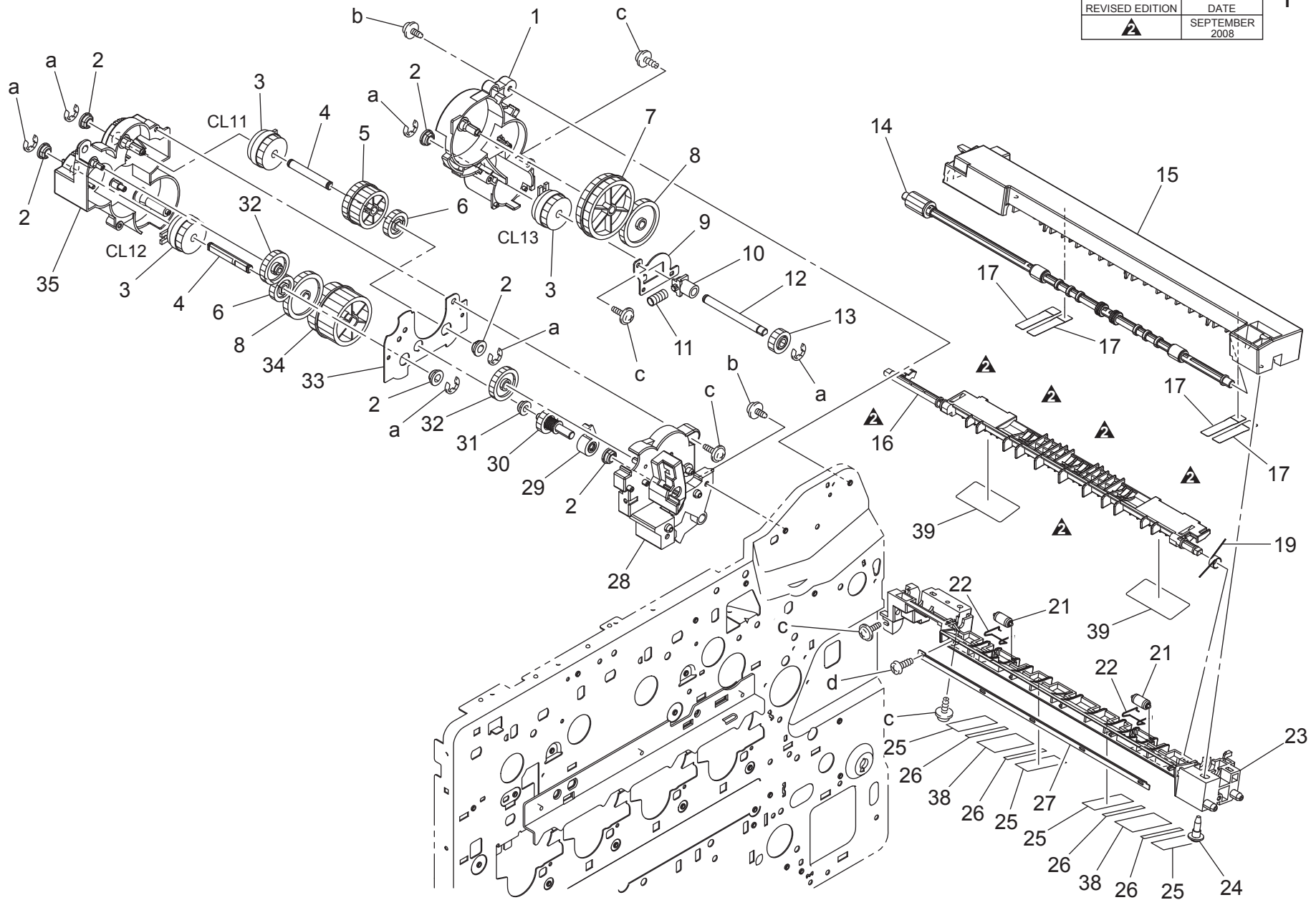
VERTICAL CONVEYANCE SECTION

Key	Part No.	Description	Destinations	Class	QTY	Standard parts
1	4131 3003 01	BUSHING		C	2	a-V217 0400 01 b-V137 0308 03 c-V153 0308 03
2	A00F 7123 01	Guide		C	1	
3	A00F 8102 00	Roller		C	1	
4	A00F 7033 00	Pressure Spring		C	1	
5	4538 3732 01	ROLL		D	2	
6	A00F 7121 01	Guide		C	1	
7	A00F 8141 02	Holder		C	1	
8	4538 3734 01	SPRING		D	2	
9	A00F 8152 01	Torsion spring		C	1	
10	A00F 8151 00	Actuator		C	1	
11	A00F 8124 00	Gear 14T		C	1	
12	A00F 8106 00	Plate spring		C	1	
13	9335 1300 61	PHOTO INTERRUPTER		B	1	
14	9455 1076 01	RESISTOR		D	1	
15	A00F 7029 00	Pressure spring		C	1	
16	A00F 7027 00	Plate spring		C	1	
17	A00F 7005 00	Pressure spring		C	2	
18	A00F 7013 00	Spacer		C	5	
19	A00F 7014 00	Bushing		C	2	
20	A00F 5106 00	Pressure spring		C	2	
21	A00F 7024 00	Seal		C	1	
22	A00F 7006 00	Contact		C	1	
23	A00F 7001 14	Holder		C	1	
24	A00F 7007 01	Neutralizing member		C	1	
25	A00F 7028 00	Tape		C	1	
26	A00F 7004 00	Plate spring		D	1	
27	0957 2026 01	SCREW		D	1	
28	A00F 7030 00	Brake		C	1	
29	A06X 0Y4	Transfer Roller	A,A1,C,D1,D3,J,K	A	1	
29	A06X 014	Transfer Roller	B,H	A	1	
30	A00F 7032 00	Claw		D	1	
31	A00F 1138 00	Seal		C	6	

SWITCH BACK SECTION

改訂版 REVISED EDITION	日付 DATE
	SEPTEMBER 2008

P 18



magicolor 4690MF

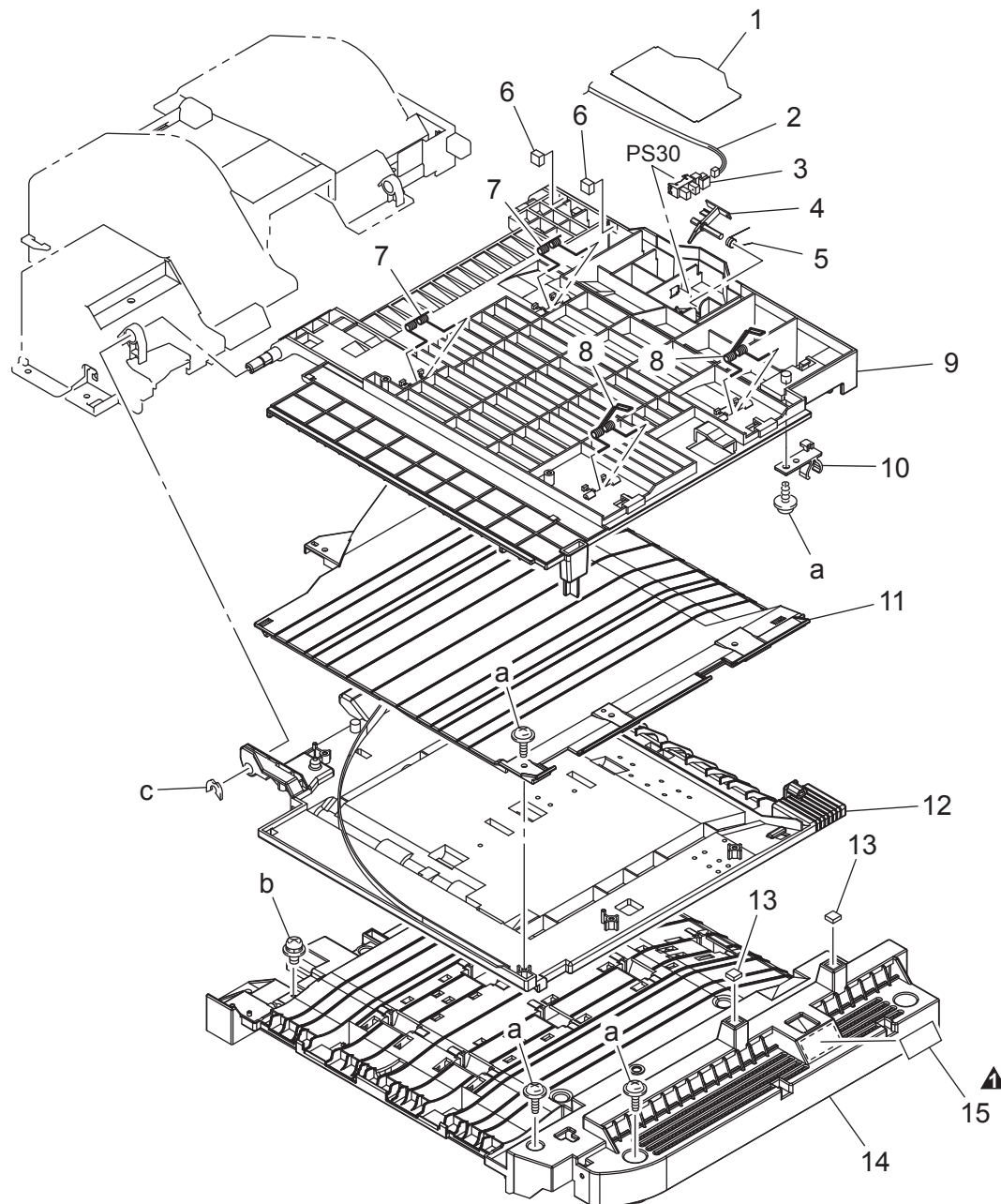
SWITCH BACK SECTION

Key	Part No.	Description	Destinations	Class	QTY	Standard parts	
1	A00F 8114 01	Housing	ハウジング (DUP 駆動 C)	D	1	a-V217 0400 01 b-V144 0306 03 c-V153 0308 03 d-V145 0306 03	
2	A00F 8130 00	Bushing	すべり軸受	C	6		
3	A00F M200 00	Clutch	クラッチ (2.5 kg)	C	3		
4	A00F 8128 00	Shaft	シャフト (A)	D	2		
5	A00F 8118 00	Gear 36/37T	ギヤ 36/37 T	C	1		
6	A00F 8119 00	Gear 24T	ギヤ 24 T	C	2		
7	A00F 8121 00	Gear 45/46T	ギヤ 45/46 T	C	1		
8	A00F 8117 00	Gear 35T	ギヤ 35 T	C	2		
9	A00F 8133 00	Bracket	取付板 (DUP 搬送駆動)	C	1		
10	A00F 8132 00	Bushing	すべり軸受 (Dup 搬送駆動)	C	1		
11	4138 2568 01	PRESSURE SPRING	圧縮コイルばね	C	1		
12	A00F 8129 00	Shaft	シャフト (B)	D	1		
13	A00F 8123 00	Gear 20T	ギヤ 20 T	C	1		
14	A00F 8101 01	Roller	ローラ (反転)	C	1		
15	A0FD 8143 00	Guide	ガイド	C	1		
16	A0FD 8162 00	Guide plate	ガイド板 (A)	C	1		
17	A00F 8157 00	Guide	ガイド (スイッチバックローラ)	C	4		
19	A00F 8147 01	Torsion spring	ねじりコイルばね (C)	C	1		
21	4139 3910 01	ROLL	ころ	C	2		
22	A00F 8103 00	Spring	ばね	C	2		
23	A0FD 8144 01	Holder	ホルダ	C	1		
24	A00J 8995 00	Shoulder screw	段ねじ	C	1		
25	A0FD 8151 00	Guide	ガイド (中)	C	4		
26	A0FD 8147 02	Guide	ガイド (小)	C	4		
27	A0FD 8148 00	Bracket	取付板	D	1		
28	A00F 8113 00	Holder	ホルダ (駆動/B)	D	1		
29	A00F 8145 00	Lever	レバー	C	1		
30	A00F R707 00	Gear Assy	ギヤ Assy	C	1		
31	A00F 8131 00	Roll	ころ (軸受/C)	C	1		
32	A00F 8120 00	Gear 30T	ギヤ 30 T	C	2		
33	A00F 8111 00	Bracket	取付板 (A)	D	1		
34	A00F 8116 00	Gear 37/38T	ギヤ 37/38 T	C	1		
35	A00F 8112 00	Holder	ホルダ (駆動/A)	D	1		
38	A0FD 8146 02	Guide	ガイド (大)	C	2		
39	A0FD 8152 00	Guide	ガイド (突出し)	C	2		

HORIZONTAL TRANSPORT UNIT

改訂版 REVISED EDITION	日付 DATE
▲	FEBRUARY 2009


P 19

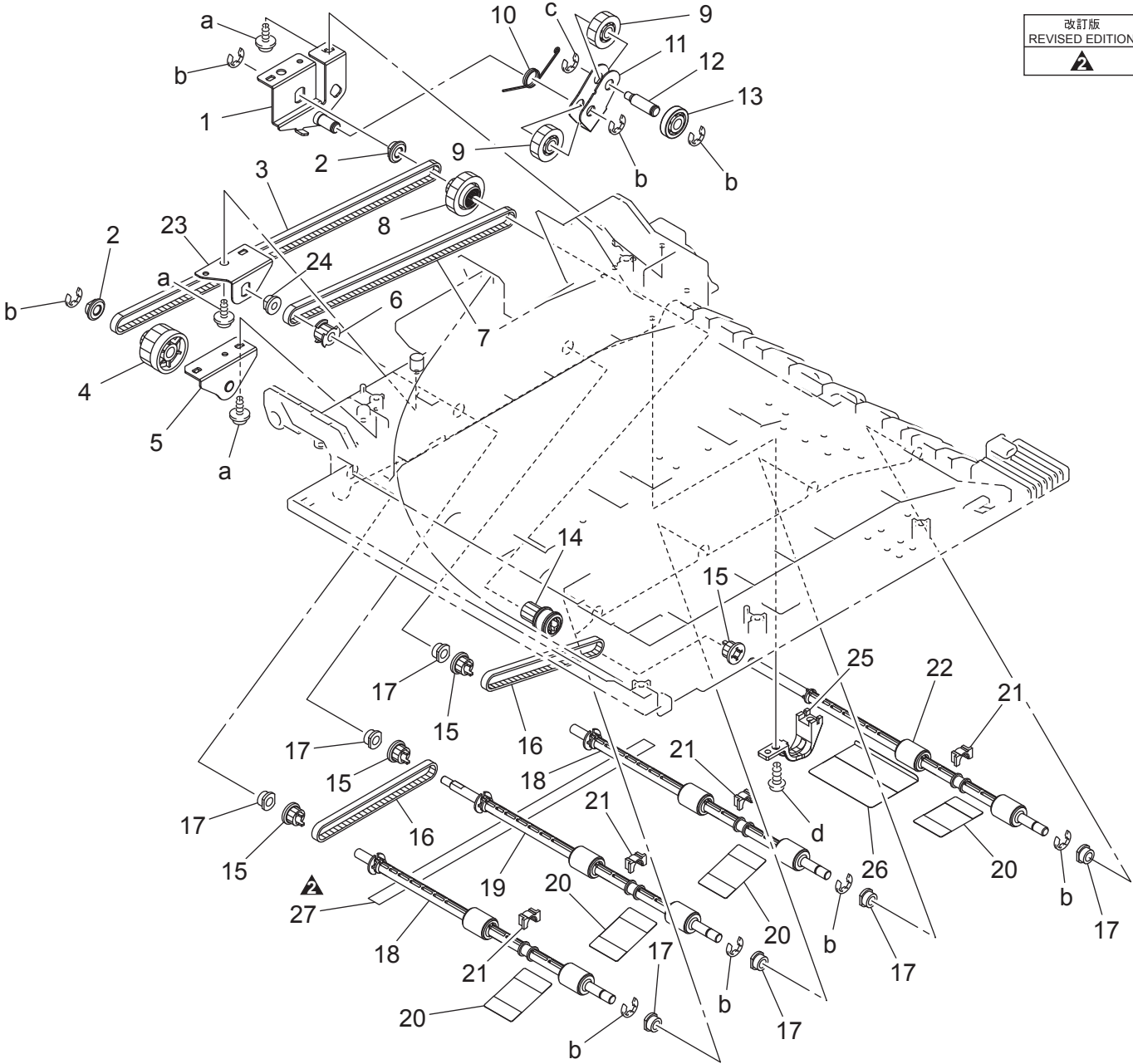


HORIZONTAL TRANSPORT UNIT

Key	Part No.	Description	Destinations	Class	QTY	Standard parts
1	A0FD 8945 00	Seal		C	1	a-V153 0308 03 b-V116 0308 03 c-V218 0600 86
2	A0FD N106 00	Sensor Wiring /15		D	1	
3	9335 1300 61	PHOTO INTERRUPTER	(A I	B	1	
4	4138 3561 01	ACTUATOR		C	1	
5	4138 3562 01	TORSION SPRING		C	1	
6	A00F 8153 00	Cushion		C	2	
7	A0FD 8941 00	Torsion spring		C	2	
8	A0FD 8944 01	Torsion Spring	ねじりコイルばね (水平搬送あて)	C	2	
9	A0FD 8907 02	Guide		C	1	
10	4002 3123 03	HOLDER		D	1	
11	A0FD 8906 00	Guide	ガイド (SB 下ガイド)	D	1	
12	A0FD 8905 01	Guide	ガイド (上)	C	1	
13	A0FD 1254 00	Cushion		C	2	
14	A0FD 8904 03	Guide	ガイド (下)	C	1	
15	A0FD 9405 00	Label	ラベル (スキャナ取手禁止1)	C	1	

HORIZONTAL TRANSPORT UNIT

改訂版 REVISED EDITION	日付 DATE
	SEPTEMBER 2008

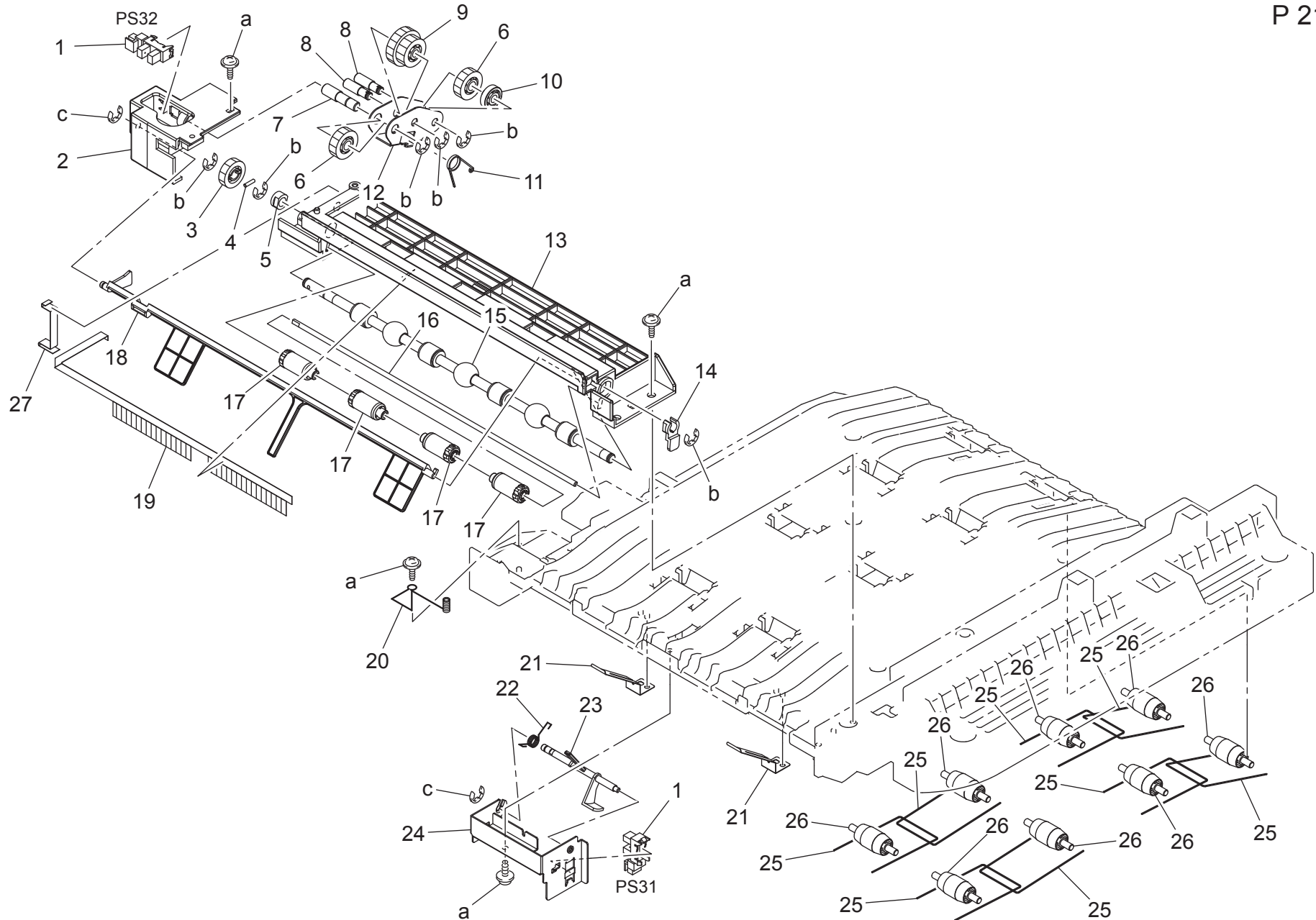


HORIZONTAL TRANSPORT UNIT

Key	Part No.	Description	Destinations	Class	QTY	Standard parts
1	A0FD G716 00	AXLE PLATE(LEVEL CONVEYANCE DRIVE2)		D	1	a-V153 0308 03 b-V217 0400 01 c-V217 0300 01 d-V145 0308 03
2	A0FD 8922 00	Bushing		D	2	
3	A0FD 8931 00	Timing belt 500L		C	1	
4	A0FD 8926 00	Gear 16/20T		C	1	
5	A0FD G715 00	AXLE PLATE(LEVEL CONVEYANCE DRIVE1)		D	1	
6	A0FD 8923 00	Pulley 16T		C	1	
7	A0FD 8930 00	Timing belt 354L		C	1	
8	A0FD 8920 00	Gear 16/21T		C	1	
9	A0FD 8909 00	Gear 17T		C	2	
10	A0FD 8935 00	Torsion spring		C	1	
11	A0FD 8914 00	Lever		C	1	
12	A0FD 8917 00	Shaft		D	1	
13	A0FD 8918 00	Ring		C	1	
14	A0FD 8919 01	Pulley 16T		C	1	
15	A0FD 8925 00	Pulley 15T		C	4	
16	A0FD 8929 00	Timing belt 190L		C	2	
17	A01F 6927 00	BUSHING		C	7	
18	A0FD 8902 00	Roller		C	2	
19	A0FD 8903 01	Roller		C	1	
20	A0FD 8940 00	Guide		D	4	
21	A01F 6928 00	BUSHING		C	4	
22	A0FD 8901 00	Roller		C	1	
23	A0FD 8949 00	Bracket		D	1	
24	4643 5244 01	BUSHING		C	1	
25	A0FD 8948 00	Bushing		C	1	
26	A0FD 8970 00	Guide		C	1	
27	A0FD 8972 00	Guide		C	1	

HORIZONTAL TRANSPORT UNIT

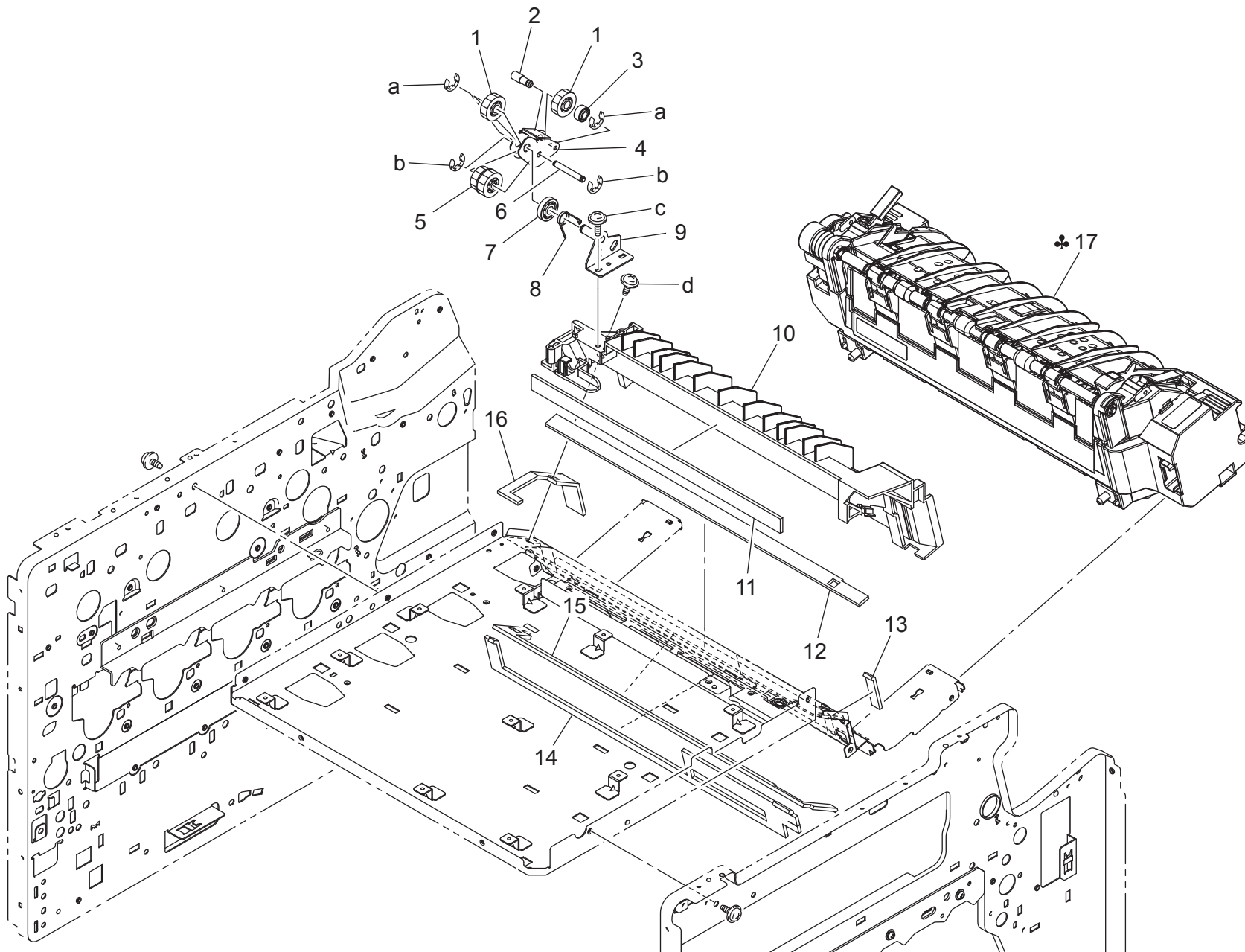
P 21



HORIZONTAL TRANSPORT UNIT

Key	Part No.	Description	Destinations	Class	QTY	Standard parts
1	9335 1300 61	PHOTO INTERRUPTER		B	2	a-V153 0308 03 b-V217 0400 01 c-V217 0300 01
2	A0FD 8960 01	Cover		D	1	
3	4138 5879 01	Gear 16T		D	1	
4	1067 2501 01	PIN		C	1	
5	1200 3121 09	BUSHING		C	1	
6	A0FD 8909 00	Gear 17T		C	2	
7	A0FD 8936 00	Shaft		D	1	
8	A0FD 8937 00	Shaft		D	2	
9	A0FD 8927 00	Gear 17/22T		C	1	
10	A0FD 8938 00	Ring		C	1	
11	A0FD 8934 00	Torsion spring		C	1	
12	A0FD 8939 00	Lever		C	1	
13	A0FD 8952 02	Guide		C	1	
14	4138 5882 01	BUSHING		C	1	
15	A0FD 8951 00	Roller		C	1	
16	4138 5875 01	SHAFT		C	1	
17	4138 5873 04	ROLL		C	4	
18	A0FD 8956 01	Lever		C	1	
19	A0FD 8962 01	Neutralizing Brush		D	1	
20	A0FD 8963 00	Pressure spring		C	1	
21	4138 5876 02	PLATE SPRING		D	2	
22	A0FD 8957 00	Torsion spring		C	1	
23	A0FD 8955 00	Lever		C	1	
24	A0FD 8958 00	Bracket		D	1	
25	A0FD 8947 00	Spring		D	8	
26	A01F 6948 00	Roll		C	8	
27	A0FD 8964 00	Tape		C	1	

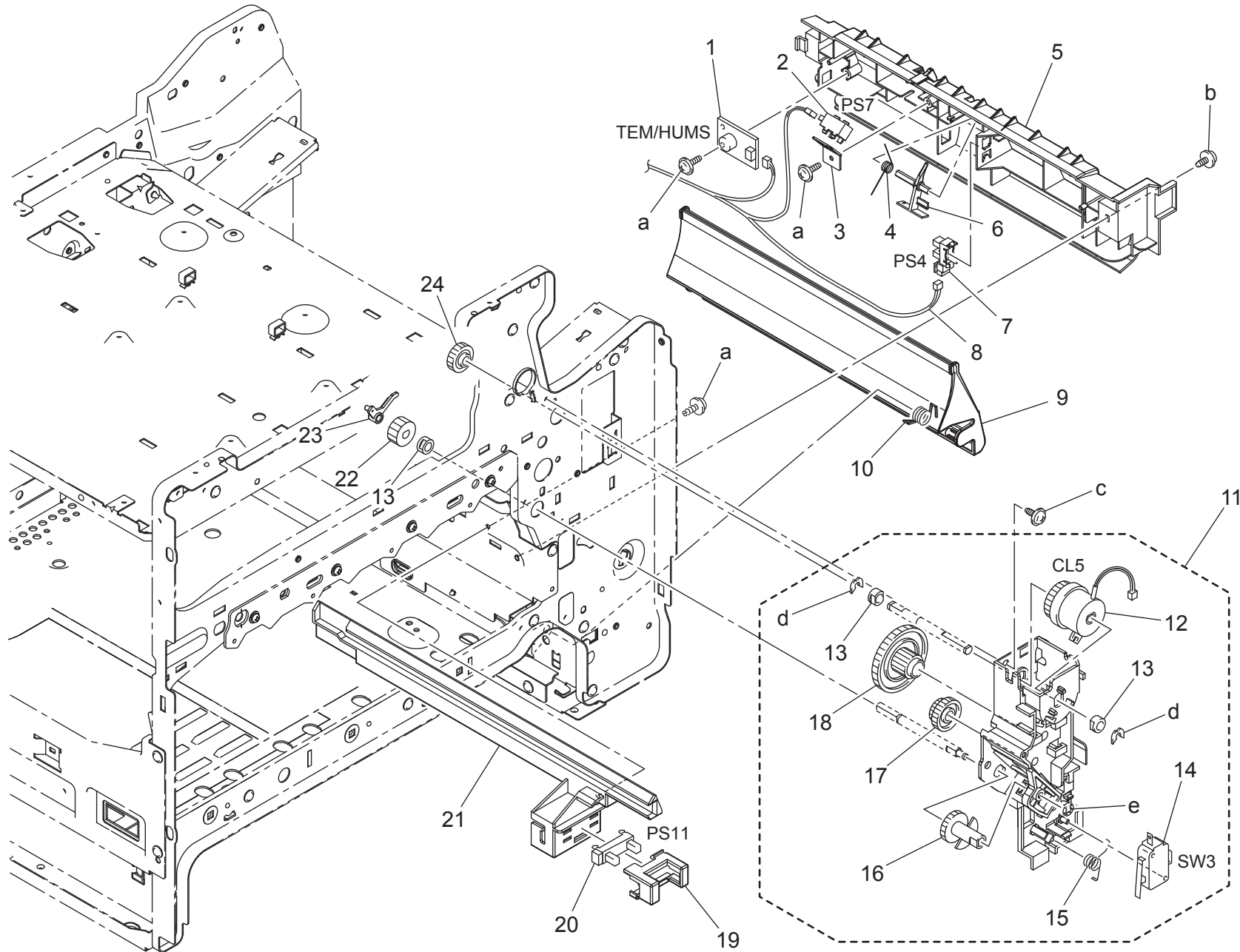
FUSING SECTION



FUSING SECTION

Key	Part No.	Description	Destinations	Class	QTY	Standard parts
1	A0FD 8909 00	Gear 17T		C	2	a-V217 0400 01 b-V217 0300 01 c-V153 0308 03 d-V137 0308 03
2	A0FD 8910 00	Shaft		D	1	
3	A0FD 8915 00	Ring		C	1	
4	A0FD 8913 00	Lever		C	1	
5	A0FD 8908 00	Gear 15/17T		C	1	
6	A0FD 8911 00	Shaft		D	1	
7	A0FD 8918 00	Ring		C	1	
8	A0FD 8934 00	Torsion spring		C	1	
9	A0FD G717 00	AXLE PLATE(LEVEL CONVEYANCE DRIVE3)		D	1	
10	A0FD 1207 01	Duct		D	1	
11	A0FD 1208 00	Seal		C	1	
12	A00F 1131 00	Seal		C	1	
13	A00F 1130 00	Seal		C	1	
14	A00F 1141 00	Seal		C	1	
15	A00F 1140 01	Seal		C	1	
16	A00F 1132 00	Seal		C	1	
17	A06X 002	Fusing Unit 100V	A,A1	A	1	
17	A06X 016	Fusing Unit 120V	B,H	A	1	
17	A06X 0Y6	Fusing Unit 230V	C,D1,D3,J,K	A	1	

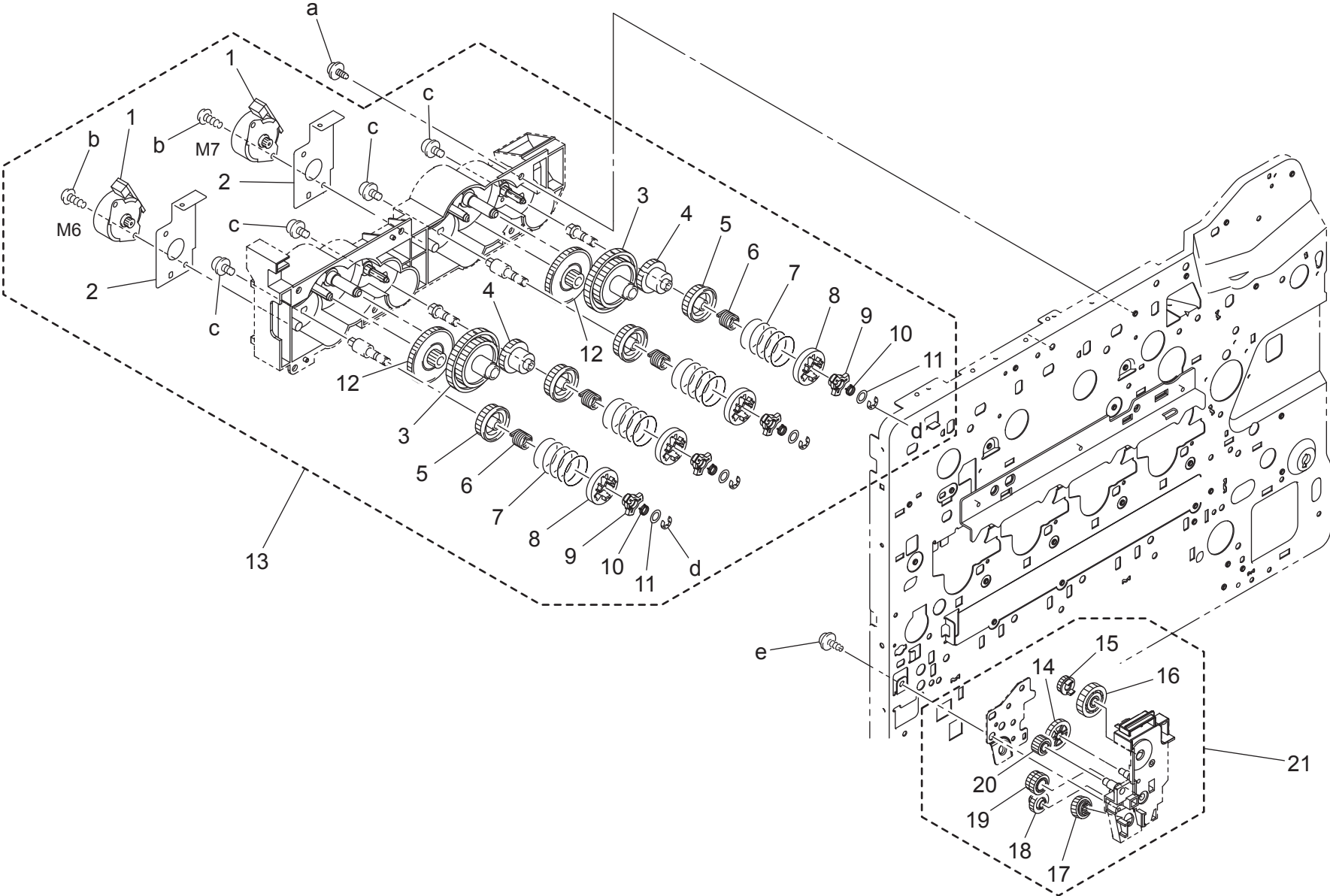
TRANSFER PRESSURE DRIVE SECTION



TRANSFER PRESSURE DRIVE SECTION

Key	Part No.	Description	Destinations	Class	QTY	Standard parts
1	9372 5300 11	HUMIDITY CONVERSION EL.		B	1	a-V153 0308 03 b-V144 0306 03 c-V137 0306 03 d-V218 0400 86 e-V217 0300 01
2	9335 1100 31	PHOTO INTERRUPTER		I	1	
3	A00F 7154 00	Bracket		C	1	
4	4138 3562 01	TORSION SPRING		C	1	
5	A00F 7151 02	Guide		C	1	
6	4138 3561 01	ACTUATOR		C	1	
7	9335 1300 61	PHOTO INTERRUPTER		B	1	
8	A00F N10D 00	Sensor Wiring /1		D	1	
9	A00F 7152 00	Guide		C	1	
10	A00F 7153 00	Torsion spring		C	1	
11	A00F R702 00	Transfer Pressure Drive Assy		S	1	
12	9322 1300 61	CLUTCH		I	1	
13	4036 4730 01	BUSHING		C	3	
14	9J06 M601 00	MICRO SWITCH		C	1	
15	4138 2252 02	TORSION SPRING		C	1	
16	4138 3556 01	GEAR 24T		C	1	
17	4138 3584 01	GEAR 18/25T		C	1	
18	4138 3583 01	GEAR 19/44T		C	1	
19	A011 1114 00	COVER		C	1	
20	9335 1400 51	SOLID STATE SWITCH		B	1	
21	A011 1108 00	RAIL		D	1	
22	A00F 2145 01	Gear 15T		C	1	
23	A00F 2147 00	Lever		C	1	
24	4138 3582 01	GEAR 17T		C	1	

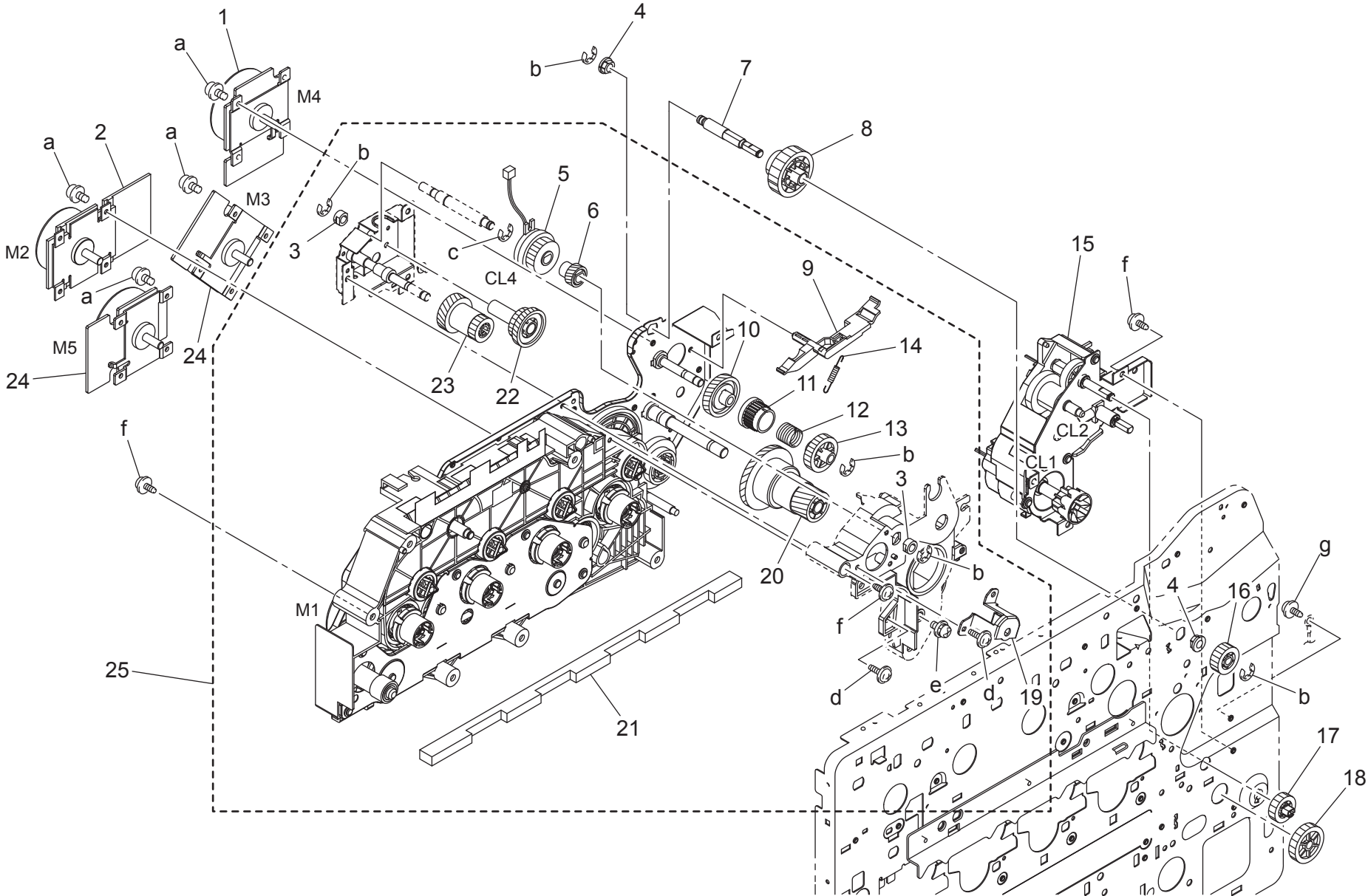
HOPPER DRIVE SECTION



HOPPER DRIVE SECTION

Key	Part No.	Description	Destinations	Class	QTY	Standard parts
1	9314 1300 41	MOTOR		B	2	a-V137 0308 03 b-V145 0308 03 c-V116 0308 03 d-V217 0400 01 e-V153 0308 03
2	4138 5414 01	HEAT SINK 放熱板		D	2	
3	4138 5403 01	GEAR 45/96T ギヤ 45 / 96 T		C	2	
4	4138 5404 01	GEAR 30T ギヤ 30 T		C	2	
5	A011 2121 00	GEAR 30T ギヤ 30 T		C	4	
6	A011 2122 00	TOSION SPRING ねじりコイルばね		C	4	
7	4138 5412 02	PRESSURE SPRING 圧縮コイルばね		C	4	
8	4138 5406 01	JOINT ジョイント		C	4	
9	A011 2123 01	GEAR ギヤ		D	4	
10	A011 2129 00	TORSION SPRING ねじりコイルばね		D	4	
11	4131 4128 01	WASHER ワッシャ		C	4	
12	4138 5402 01	GEAR 22/108T ギヤ 22 / 108 T		C	2	
13	A011 R704 00	HOPPER DRIVE ASSY ホッパー駆動 ASSY		S	1	
14	A011 3601 00	GEAR 28T ギヤ 28 T		C	1	
15	A011 3639 00	GEAR 14T ギヤ 14 T		C	1	
16	A011 3600 00	GEAR 30T ギヤ 30 T		C	1	
17	A011 3632 00	GEAR 17T ギヤ 17 T		C	1	
18	A011 3609 00	GEAR 17T ギヤ 17 T		C	1	
19	A011 3610 00	GEAR 17/17T ギヤ 17 / 17 T		C	1	
20	A011 3602 00	GEAR 15T ギヤ 15 T		C	1	
21	A011 R701 00	WASTE TONER DRIVE ASSY 廃トナー駆動 ASSY		C	1	

MAIN DRIVE SECTION



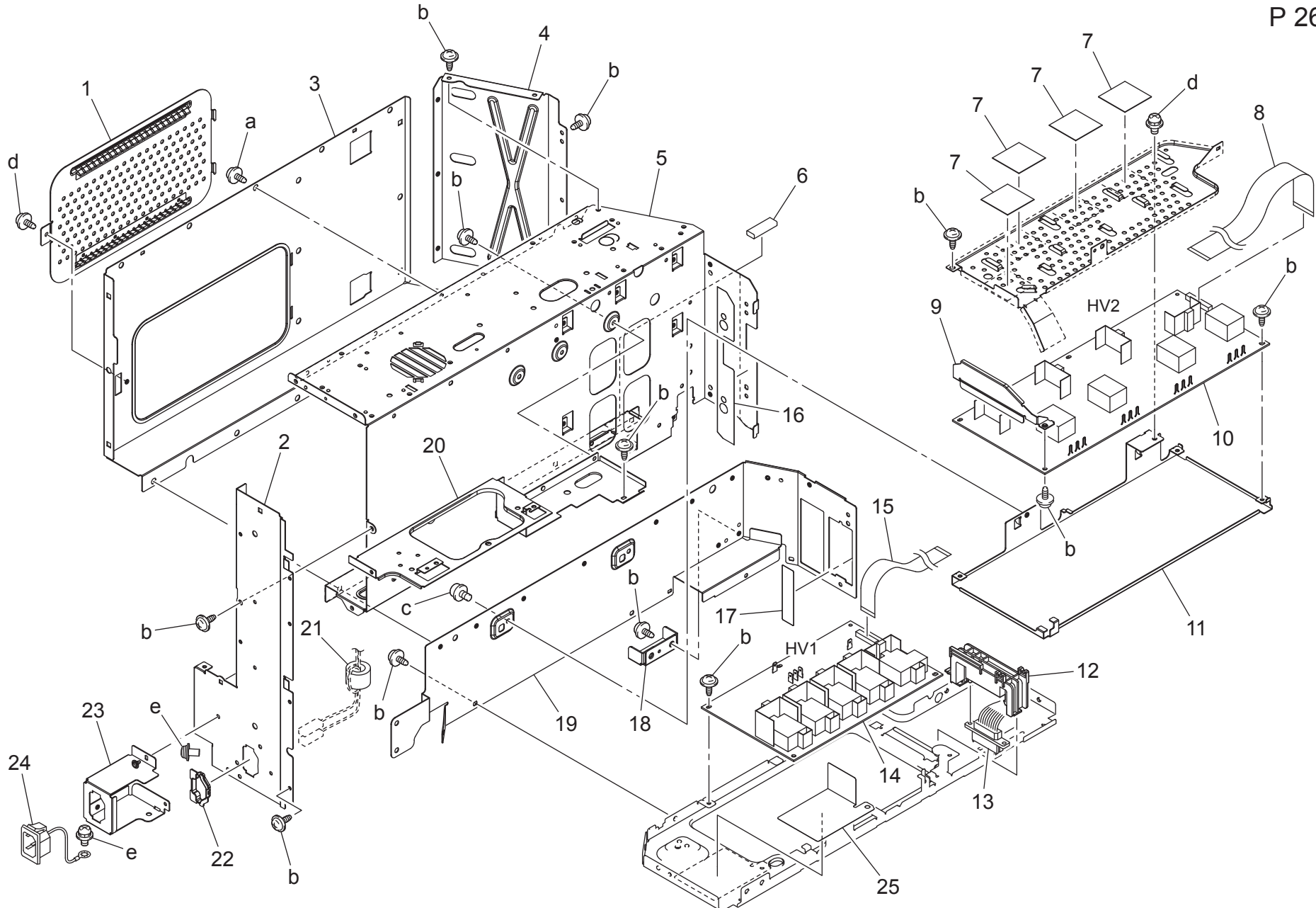
magicolor 4690MF



MAIN DRIVE SECTION

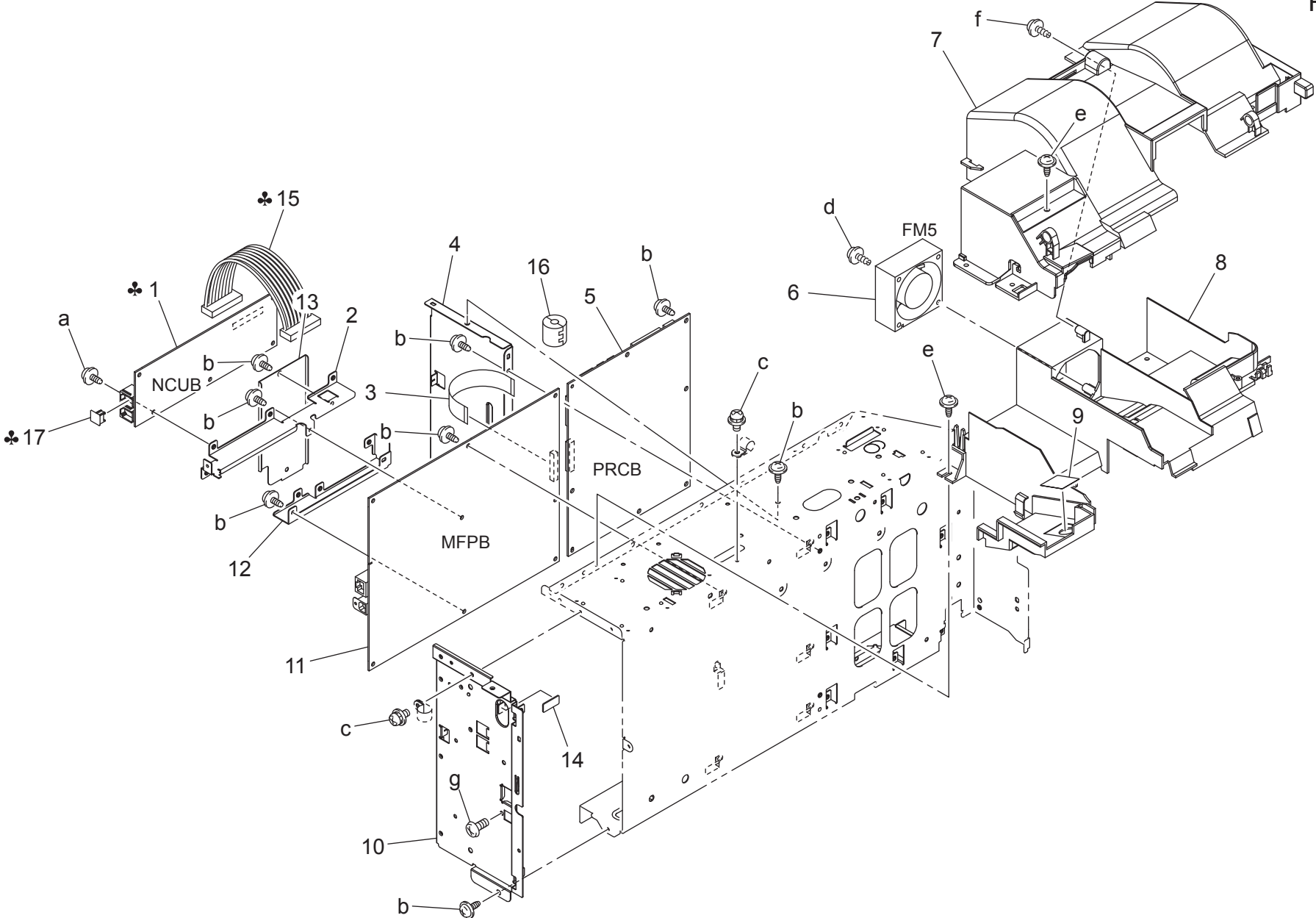
Key	Part No.	Description	Destinations	Class	QTY	Standard parts
1	A02F M102 00	Brushless motor /30		C	1	a-V116 0305 04
2	A011 M100 00	BRUSHLESS MOTOR		B	1	b-V217 0400 01
3	4036 4730 01	BUSHING		C	2	c-V217 0500 01
4	A00F 2139 00	Bearing		C	2	d-V153 0308 03
5	A011 M200 00	CLUTCH		C	1	e-V116 0306 03
6	A011 2114 00	GEAR 28T		C	1	f-V144 0306 03
7	A0FD 2142 00	Shaft		D	1	g-V137 0306 03
8	A00F 2140 00	Gear 34/18T		C	1	
9	A00F 2143 00	Lever		C	1	
10	A011 2113 00	GEAR 58T		C	1	
11	4138 2570 01	RATCHET		C	1	
12	4138 2571 01	TORSION SPRING		C	1	
13	4138 2543 01	GEAR 26T		C	1	
14	4138 2573 01	TENSION SPRING		C	1	
15	A00F R701 00	Paper Take-Up Drive Assy		C	1	
16	A0FD 2141 00	Gear 19T		C	1	
17	4138 2523 01	GEAR 19T		C	1	
18	4138 2534 01	GEAR 27T		C	1	
19	4138 2601 01	HOLD PLATE		D	1	
20	A00F 2106 00	Gear 42/112T		C	1	
21	A011 1035 00	SEAL		C	1	
22	4138 2584 01	GEAR 21 66T		C	1	
23	4138 2551 01	GEAR 17 50T		C	1	
24	A02E M100 00	Brushless motor		C	2	
25	A00F R700 00	Main Drive Assy		C	1	

ELECTRICAL COMPONENTS



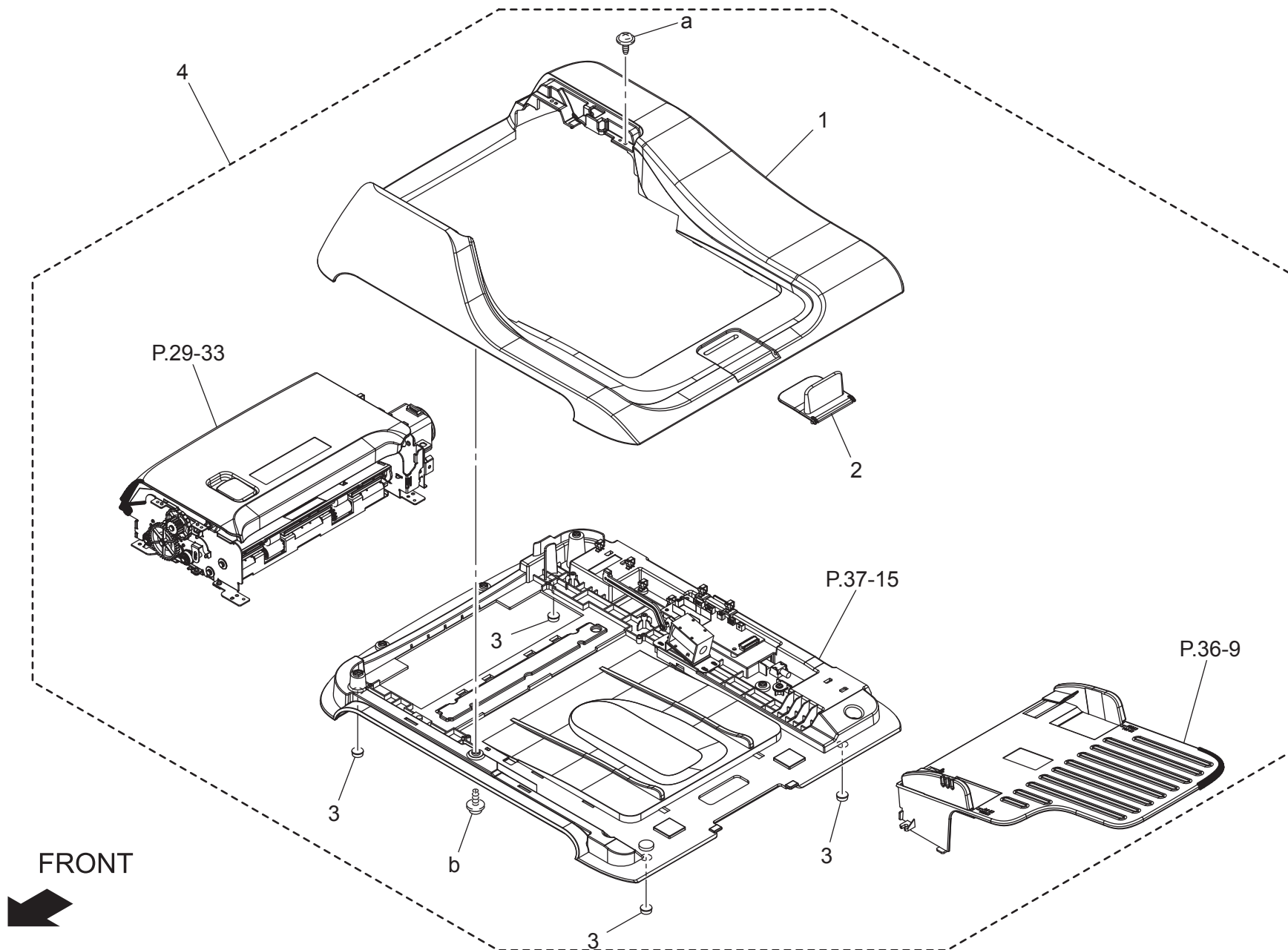
Key	Part No.	Description	Destinations	Class	QTY	Standard parts
1	A0FD 1531 00	Shield box	シールドボックス (アクセス用)	C	1	a-V144 0306 03 b-V137 0306 03 c-V116 0308 03 d-V116 0306 03 e-V116 0408 03
2	A00F 1413 01	Shield	シールド (左)	D	1	
3	A0FD 1505 01	Shield	シールド (背面)	D	1	
4	A0FD 1502 01	Bracket	取付板 (右後)	D	1	
5	A0FD 1500 03	Bracket	取付板 (MC & CONT)	D	1	
6	A00F 1419 00	Conductive member	導電材 (ガスケット)	D	1	
7	A011 1361 00	Seal	シール (PH ハーネス固定)	C	4	
8	4138 6834 01	WIRE HARNESS ASSY	ハーネス A S S Y	D	1	
9	A011 1315 00	SHIELD	シールド (1次-HV)	D	1	
10	A011 M402 12	HV TRANSFORMER	高圧ユニット	I	1	
11	A00F 1431 00	Bracket	取付板 (H)	D	1	
12	4138 2240 01	BRACKET	取付板	D	1	
13	A00F N10H 01	Paperfeed Wiring /3	給紙束線 / 3	D	1	
14	A011 M403 01	HV TRANSFORMER	高圧ユニット	I	1	
15	4138 6844 01	WIRE HARNESS ASSY	ハーネス A S S Y	D	1	
16	A00F 1623 00	Seal	シール	C	1	
17	A00F 1418 00	Seal	シール	C	1	
18	A0FD 1226 00	Reinforce plate	補強板 (取っ手右後)	D	1	
19	A0FD 1501 00	Bracket	取付板 (背面下側)	D	1	
20	A00F 1411 01	Bracket	取付板 (B / シールドボックス)	D	1	
21	A011 M700 01	FERRITE CORE	フェライトコア	D	1	
22	A0FD 1561 00	Edge cover	エッジカバー (インレット)	D	1	
23	A0FD 1525 01	Bracket	取付板 (インレット)	D	1	
24	A0FD N100 00	Power supply Wiring /3	給電束線 / 3 (A I O I)	D	1	
25	A00F 1403 00	Shield	シールド	C	1	

ELECTRICAL COMPONENTS



ADF UNIT

P 28



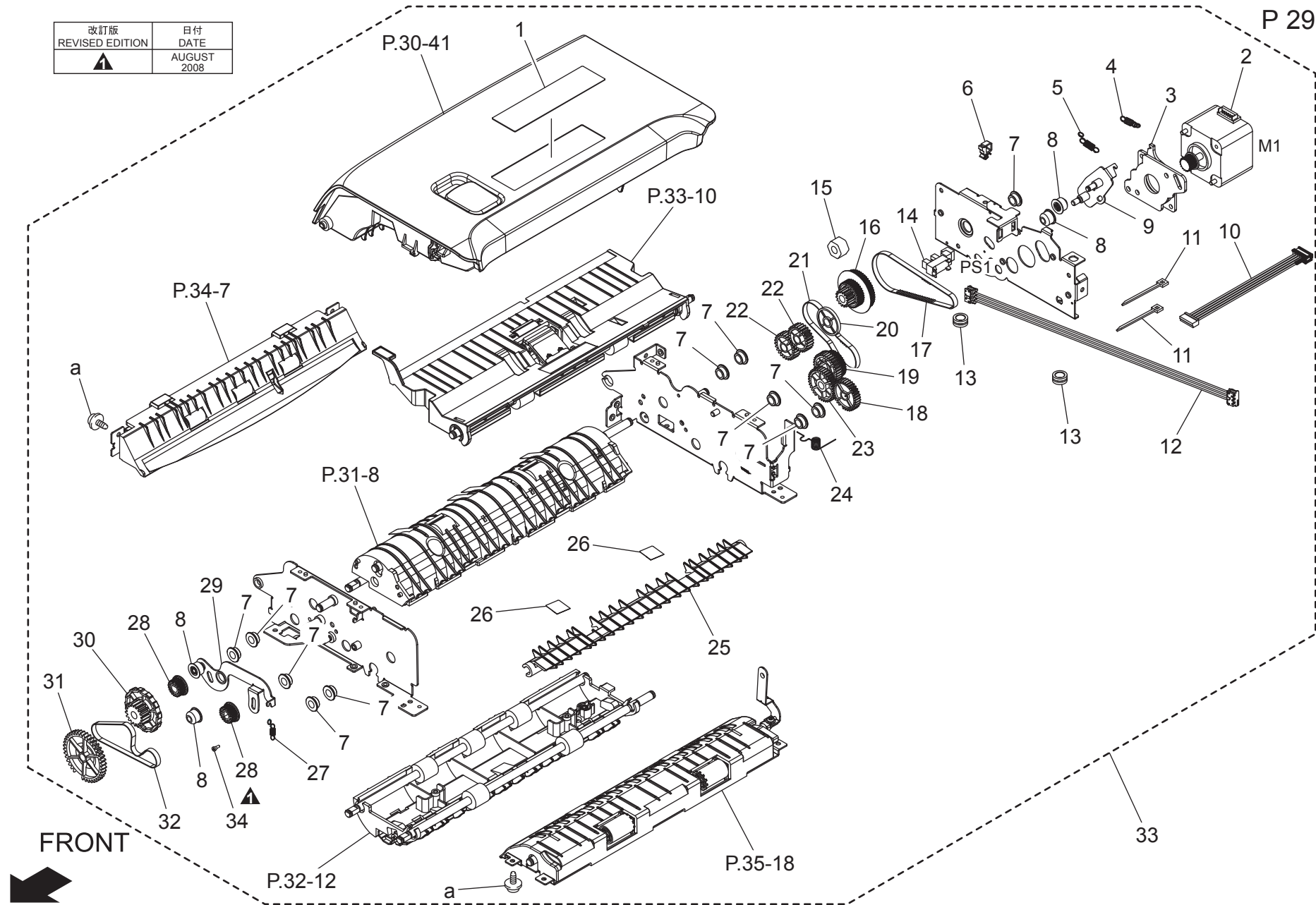
magicolor 4690MF



ADF TRANSPORT SECTION

改訂版 REVISED EDITION	日付 DATE
▲	AUGUST 2008

P 29

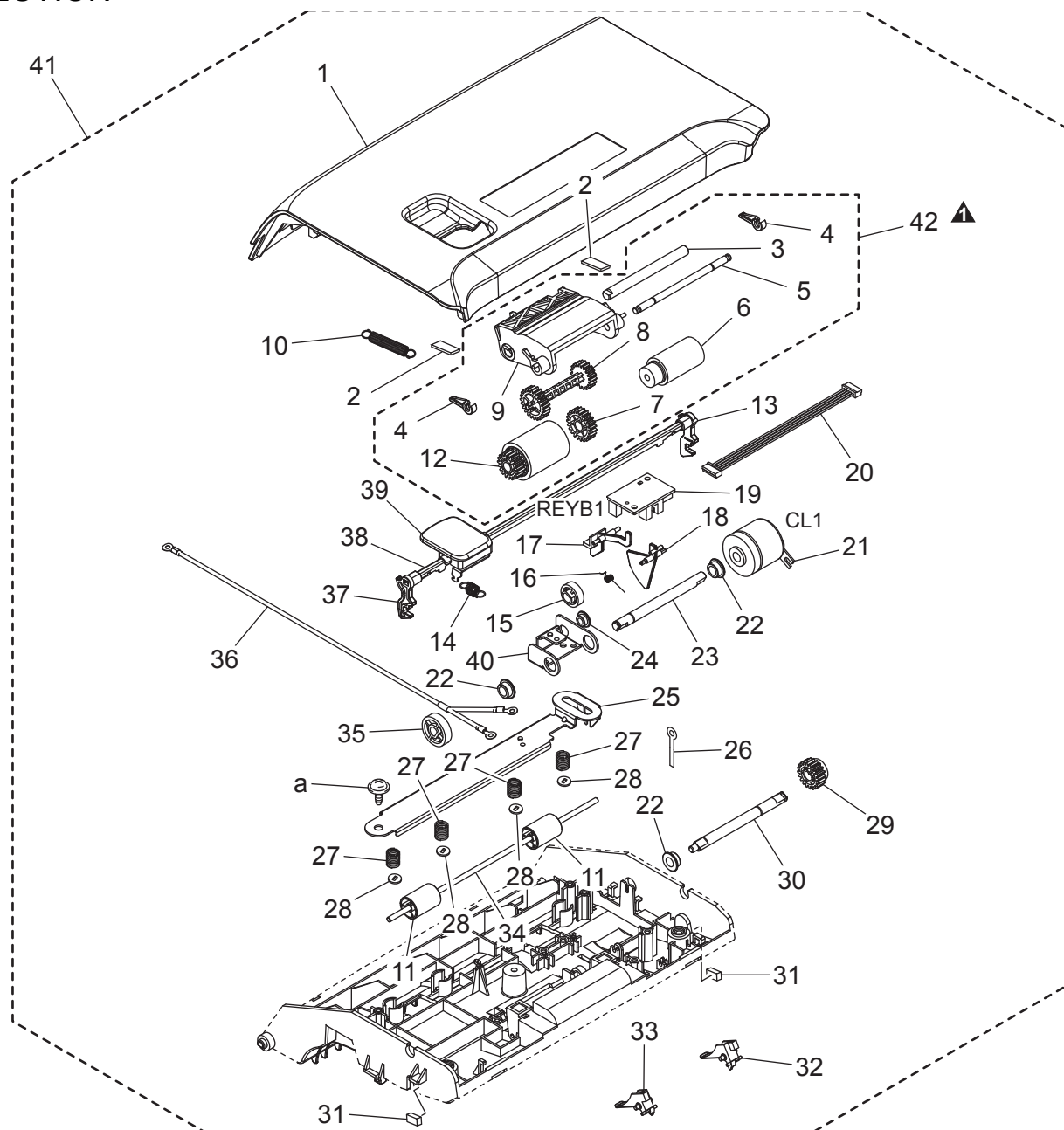


magicolor 4690MF

Key	Part No.	Description	Destinations	Class	QTY	Standard parts
1	A0FD PP0C 00	Label Prohibition		C	1	a-V137 0306 03
2	A0FD PP6X 00	Motor		C	1	
3	A0FD PP2F 01	Plate		D	1	
4	A0FD PP3D 00	Tension Spring		C	1	
5	A0FD PP63 00	Tension Spring		C	1	
6	A0FD PP3U 00	Wiring Saddle		D	2	
7	A0FD PP62 00	Bushing		D	11	
8	A0FD PP5U 00	Pulley		C	4	
9	A0FD PP3J 00	Adjusting Plate/Right		D	1	
10	A0FD PP3E 01	Wiring		D	1	
11	A0FD PP5H 00	Cable Tie		D	2	
12	A0FD PP5G 01	Wiring		D	1	
13	A0FD PP5K 00	Cushion		C	2	
14	A0FD PP1H 00	Photo Interrupter		C	1	
15	A0FD PP13 00	CLUTCH		C	1	
16	A0FD PP5F 00	Gear 15/34/50T		C	1	
17	A0FD PP0G 00	Timing Belt 200L		C	1	
18	A0FD PP3F 00	Gear 34T		C	1	
19	A0FD PP4H 00	Gear 34T		C	1	
20	A0FD PP5T 00	Roll		C	1	
21	A0FD PP1K 00	Timing Belt 152L		C	1	
22	A0FD PP6Y 00	Gear 25T		C	2	
23	A0FD PP3B 00	Gear 37T		C	1	
24	A0FD PP3K 00	Contact		C	1	
25	A0FD PP6A 01	Guide Plate		C	1	
26	A0FD PP4F 00	Seal		C	2	
27	A0FD PP3C 00	Tension Spring		C	1	
28	A0FD PP3G 00	Gear 22T		C	2	
29	A0FD PP3H 00	Adjusting Plate/Left		D	1	
30	A0FD PP0U 00	Gear 17T		C	1	
31	A0FD PP5V 00	Gear 22/40T		C	1	
32	A0FD PP4U 00	Timing Belt 180L		C	1	
33	A0FD PP60 00	ADF Frame Assy		S	1	
34	1492 1045 01	SCREW		C	1	

ADF TRANSPORT SECTION

改訂版 REVISED EDITION	日付 DATE
▲	APRIL 2009

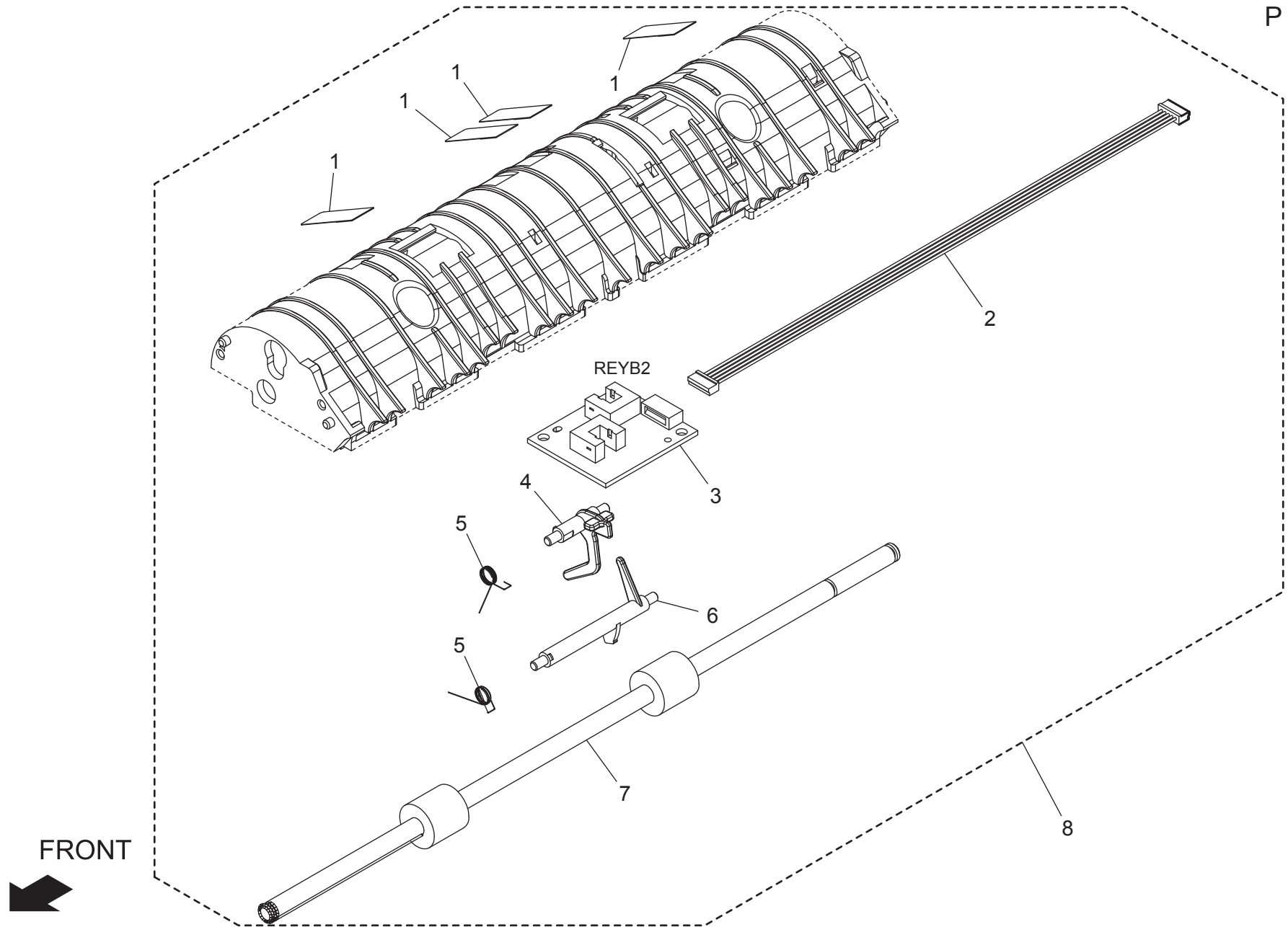


FRONT

Key	Part No.	Description	Destinations	Class	QTY	Standard parts
1	A0FD PP66 00	Cover/Upper		C	1	a-V137 0308 03
2	A0FD PP28 01	Cushion		C	2	
3	A0FD PP27 00	Shaft		D	1	
4	A0FD PP12 01	Arm		C	2	
5	A0FD PP0W 00	Shaft		D	1	
6	A0FD PP6H 00	Pick-Up Roller		C	1	
7	A0FD PP32 00	Gear 23T		C	1	
8	A0FD PP1Y 00	Gear 19/23T		C	1	
9	A0FD PP4E 00	Holder		D	1	
10	A0FD PP1X 00	Tension Spring		C	1	
11	A0FD PP0N 00	Roller		C	2	
12	A0FD PP2N 00	Roller		C	1	
13	A0FD PP18 00	Hook/Right		C	1	
14	A0FD PP19 00	Tension Spring		C	1	
15	A0FD PP0V 00	Gear 18T		C	1	
16	A0FD PP35 00	Tension Spring		C	1	
17	A0FD PP34 00	Actuator		C	1	
18	A0FD PP5E 00	Actuator		C	1	
19	A0FD PP38 01	PWB ASSY		C	1	
20	A0FD PP33 01	Wiring		D	1	
21	A0FD PP21 00	CLUTCH		C	1	
22	A0FD PP62 00	Bushing		D	3	
23	A0FD PP11 00	Shaft		D	1	
24	A0FD PP6K 00	Bushing		C	1	
25	A0FD PP20 00	Bracket		D	1	
26	A0FD PP5M 00	Calbe Clip		D	1	
27	A0FD PP0X 00	Pressure Spring		C	4	
28	A0FD PP3A 00	Washer		D	4	
29	A0FD PP1G 00	Gear 20T		C	1	
30	A0FD PP22 00	Shaft		D	1	
31	A0FD PP39 00	Cushion		C	2	
32	A0FD PP36 00	Stopper/Right		C	1	
33	A0FD PP37 00	Stopper/Left		C	1	
34	A0FD PP0B 00	Shaft		D	1	
35	A0FD PP4G 00	Gear 24T		C	1	
36	A0FD PP54 01	Ground		D	1	
37	A0FD PP5D 00	Hook/Left		C	1	
38	A0FD PP6W 00	Shaft		C	1	
39	A0FD PP09 00	Handle		C	1	
40	A0FD PP6M 00	Bracket		D	1	
41	A0FD PP1B 00	Cover Assy		S	1	
42	A0FD PP94 00	Pick-Up Roller Assy		C	1	

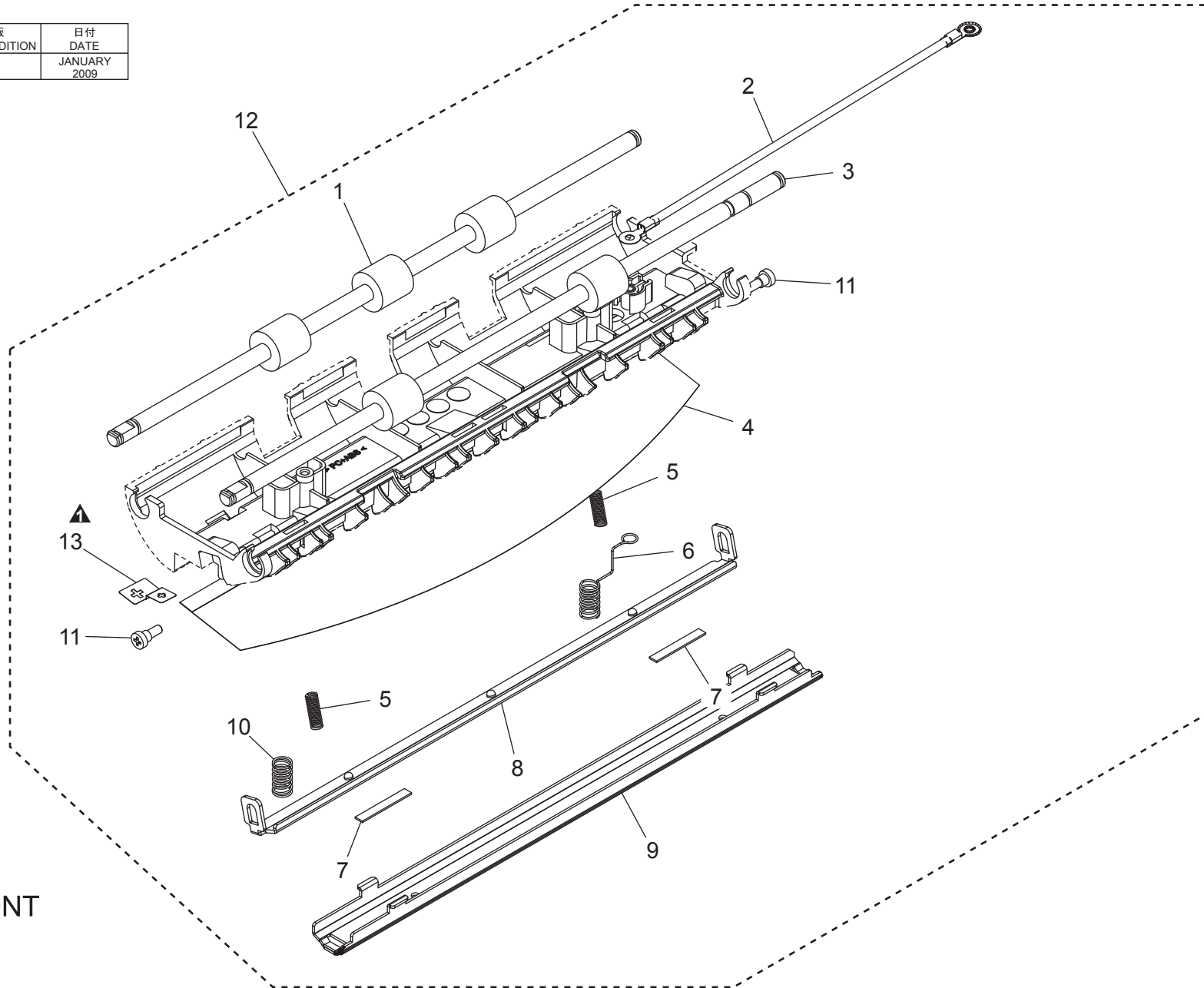
ADF TRANSPORT SECTION

P 31



ADF TRANSPORT SECTION

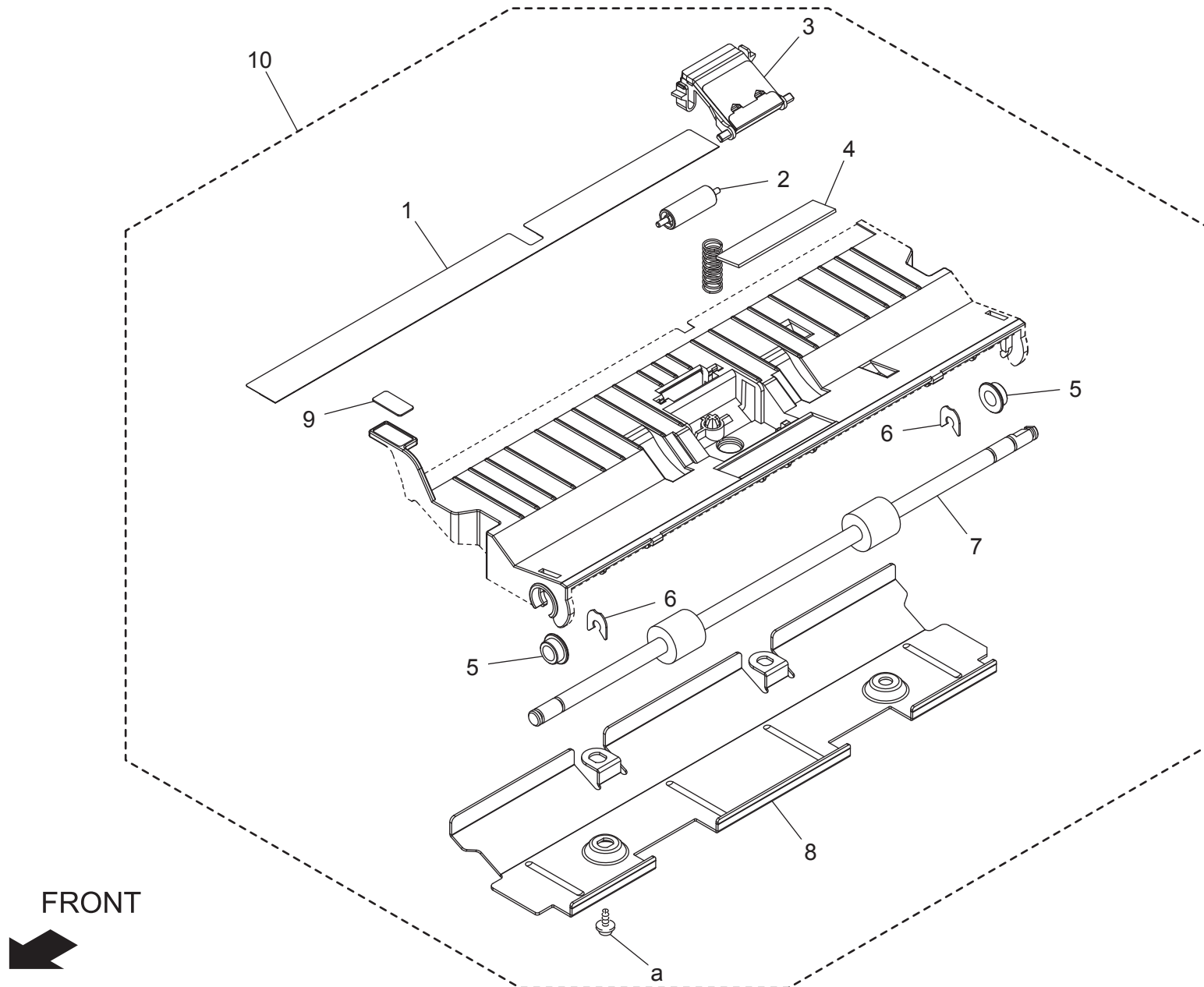
改訂版 REVISED EDITION	日付 DATE
▲	JANUARY 2009



FRONT

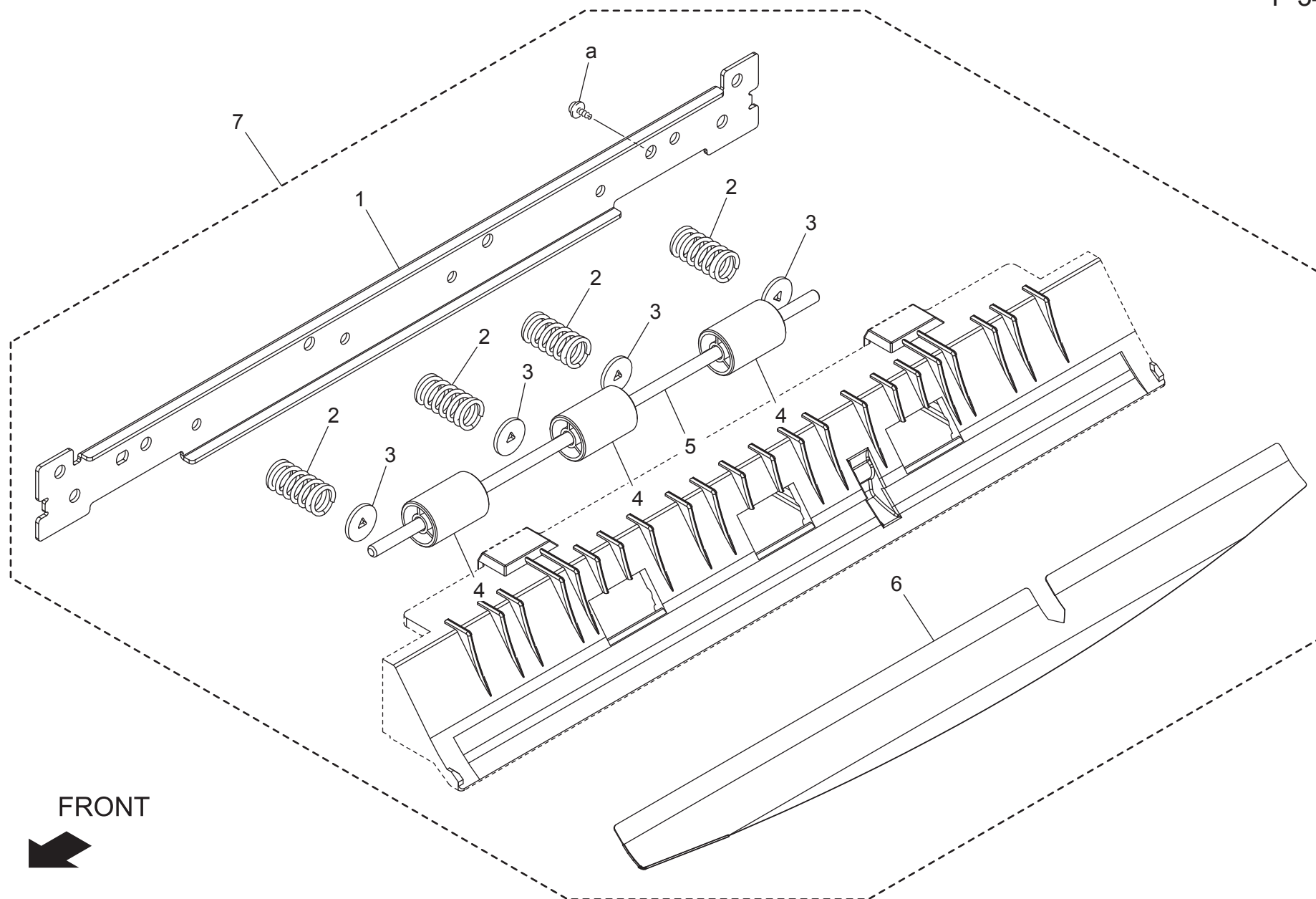


ADF TRANSPORT SECTION



Key	Part No.	Description	Destinations	Class	QTY	Standard parts
1	A0FD PP70 00	Seal		C	1	a-V153 0306 03
2	A0FD PP01 00	Roller		C	1	
3	A0FD PP71 00	Separation Pad Assy		C	1	
4	A0FD PP72 00	Friction Sheet		C	1	
5	A0FD PP62 00	Bushing		D	2	
6	A0FD PP25 00	E ring		D	2	
7	A0FD PP4N 00	Roller		C	1	
8	A0FD PP1F 00	Guide Plate		D	1	
9	A0FD PP77 00	Label		C	1	
10	A0FD PP1A 00	Guide Assy		S	1	

ADF TRANSPORT SECTION

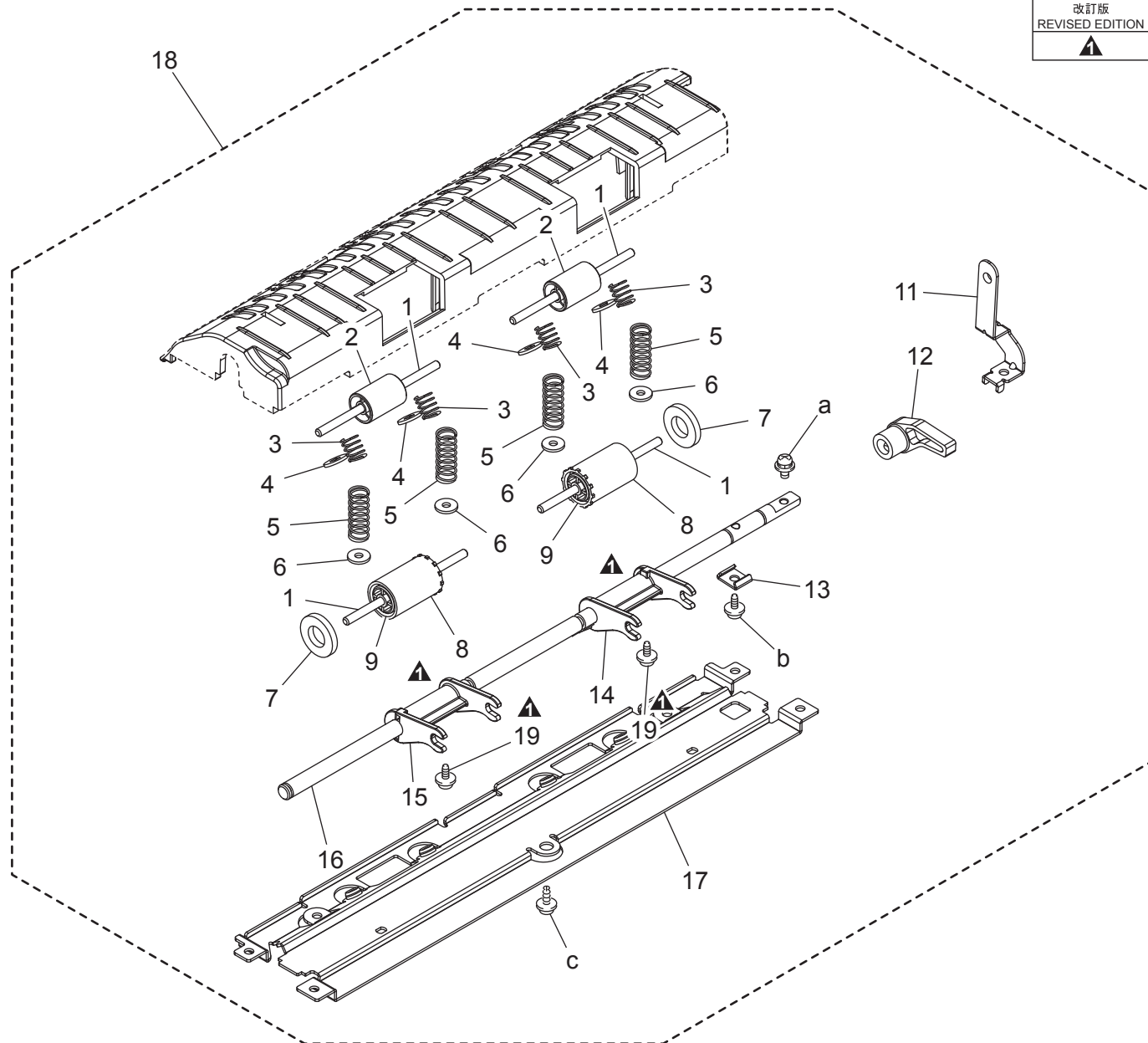


FRONT



ADF TRANSPORT SECTION

改訂版 REVISED EDITION	日付 DATE
▲	NOVEMBER 2008

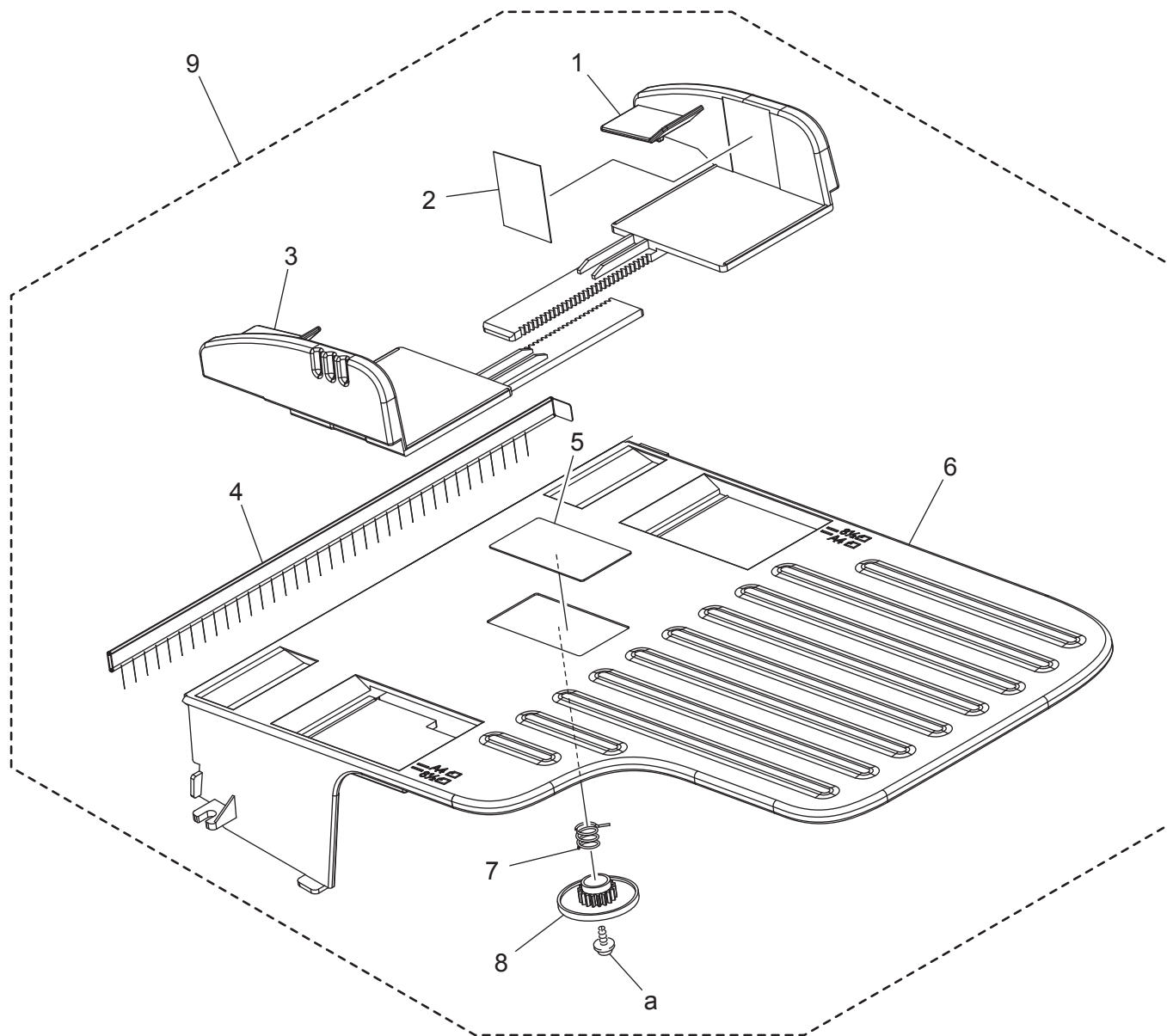


FRONT

ADF TRANSPORT SECTION

Key	Part No.	Description	Destinations	Class	QTY	Standard parts
1	A0FD PP0Q 00	Shaft		D	4	a-V116 0308 03 b-V137 0308 03 c-V153 0306 03
2	A0FD PP64 01	Roller		C	2	
3	A0FD PP30 00	Pressure Spring		C	4	
4	A0FD PP1J 00	Washer		D	4	
5	A0FD PP4J 00	Pressure Spring		C	4	
6	A0FD PP2Y 00	Washer		D	4	
7	A0FD PP4P 00	Cushion		C	2	
8	A0FD PP1U 00	Roll Rubber		C	2	
9	A0FD PP2E 00	Roller		C	2	
11	A0FD PP59 00	Arm		D	1	
12	A0FD PP1V 00	Arm		C	1	
13	A0FD PP42 00	Plate		D	1	
14	A0FD PP3X 01	HOLDER/RIGHT		D	1	
15	A0FD PP16 01	HOLDER/LEFT		D	1	
16	A0FD PP0Y 00 Old	Shaft		D	1	
16	A0FD PP0Y 01	SHAFT		D	1	
17	A0FD PP1S 01	Guide Plate		D	1	
18	A0FD PP1R 00	Guide Assy		S	1	
19	A0FD PP87 00	SCREW		C	2	

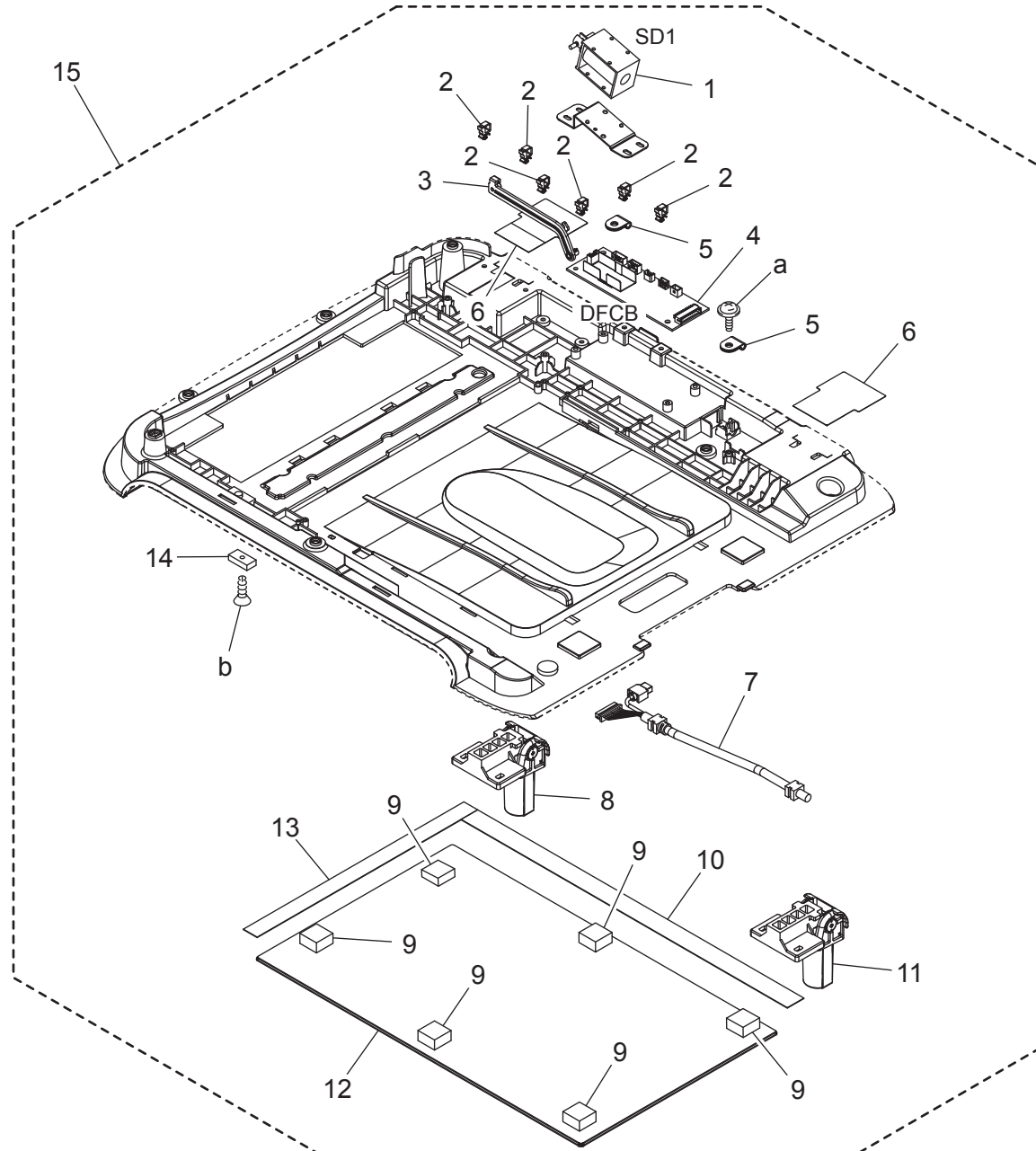
ADF TRAY SECTION



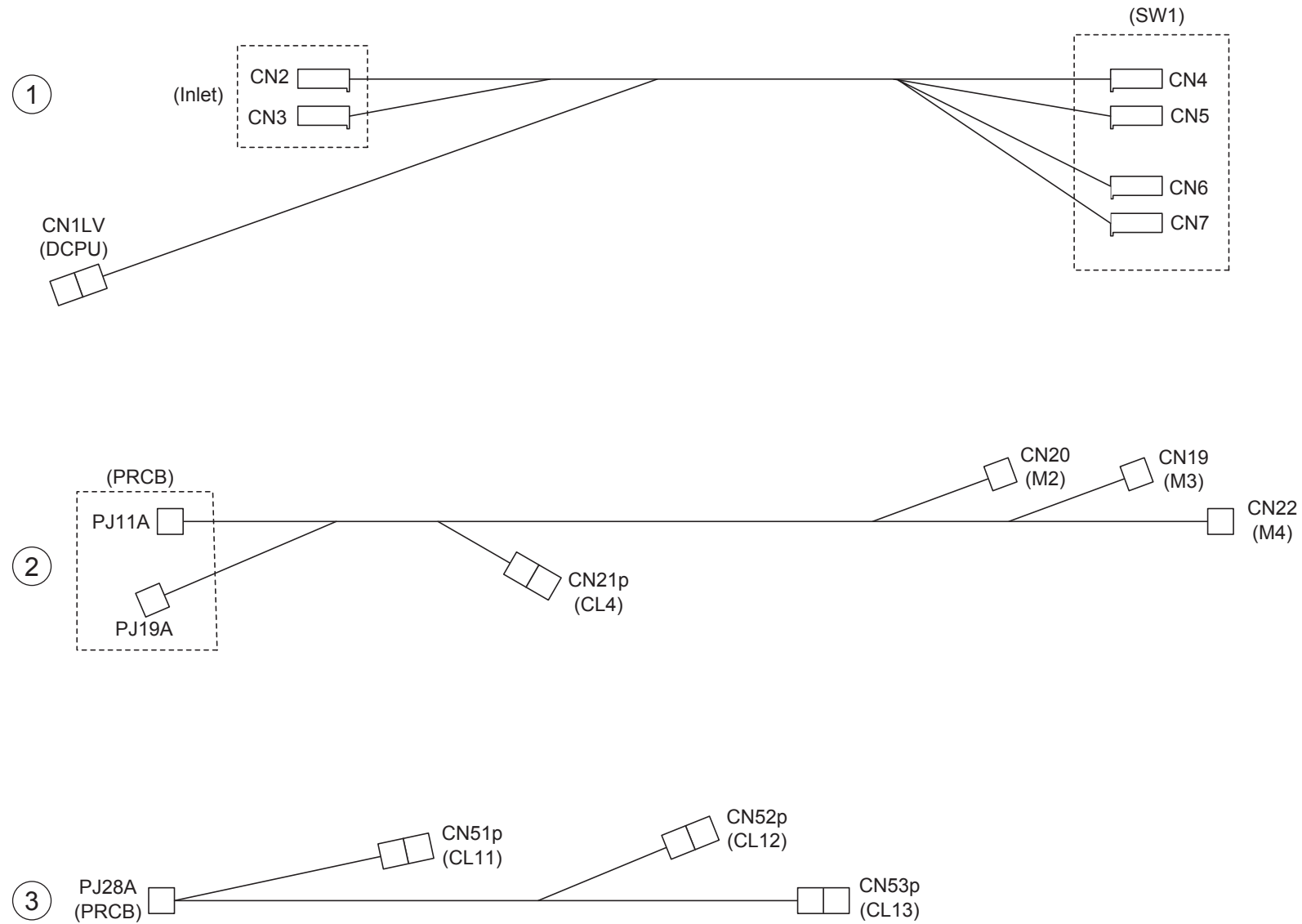
FRONT



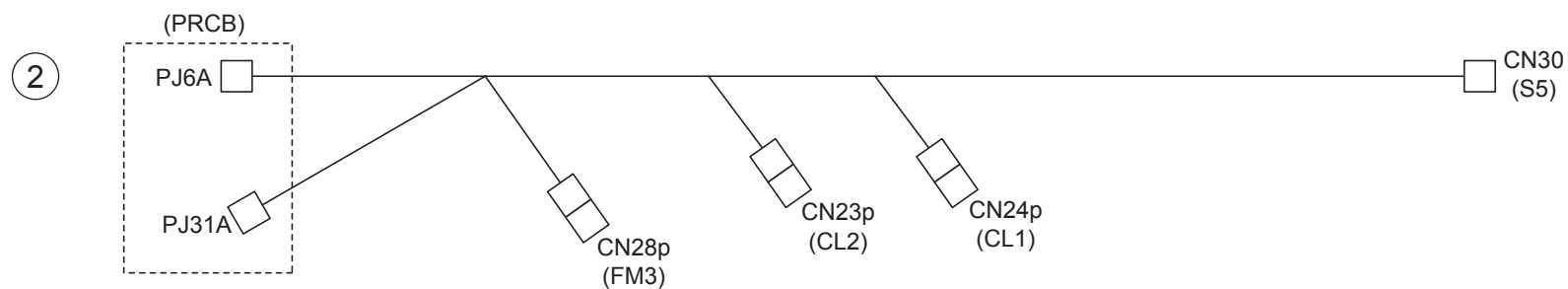
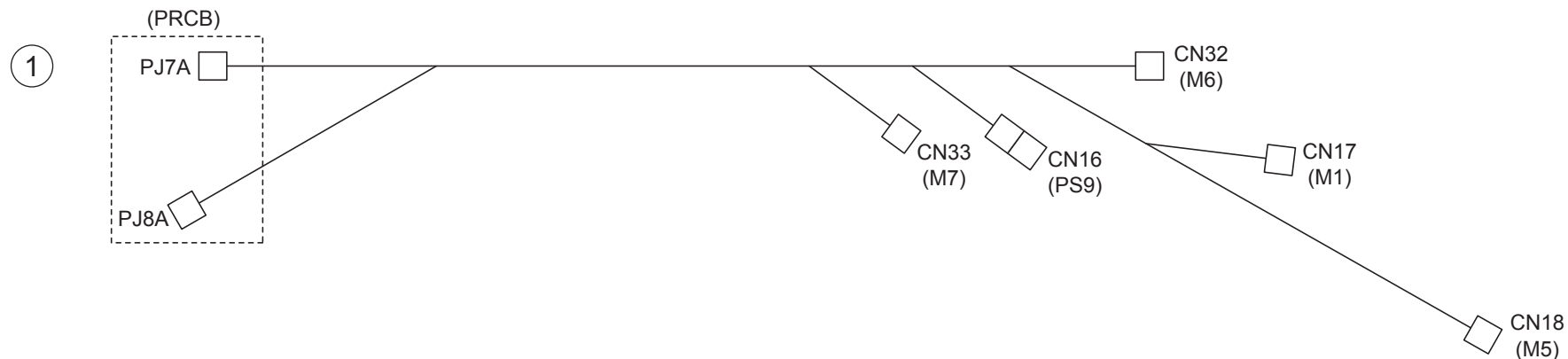
ADF FRAME SECTION



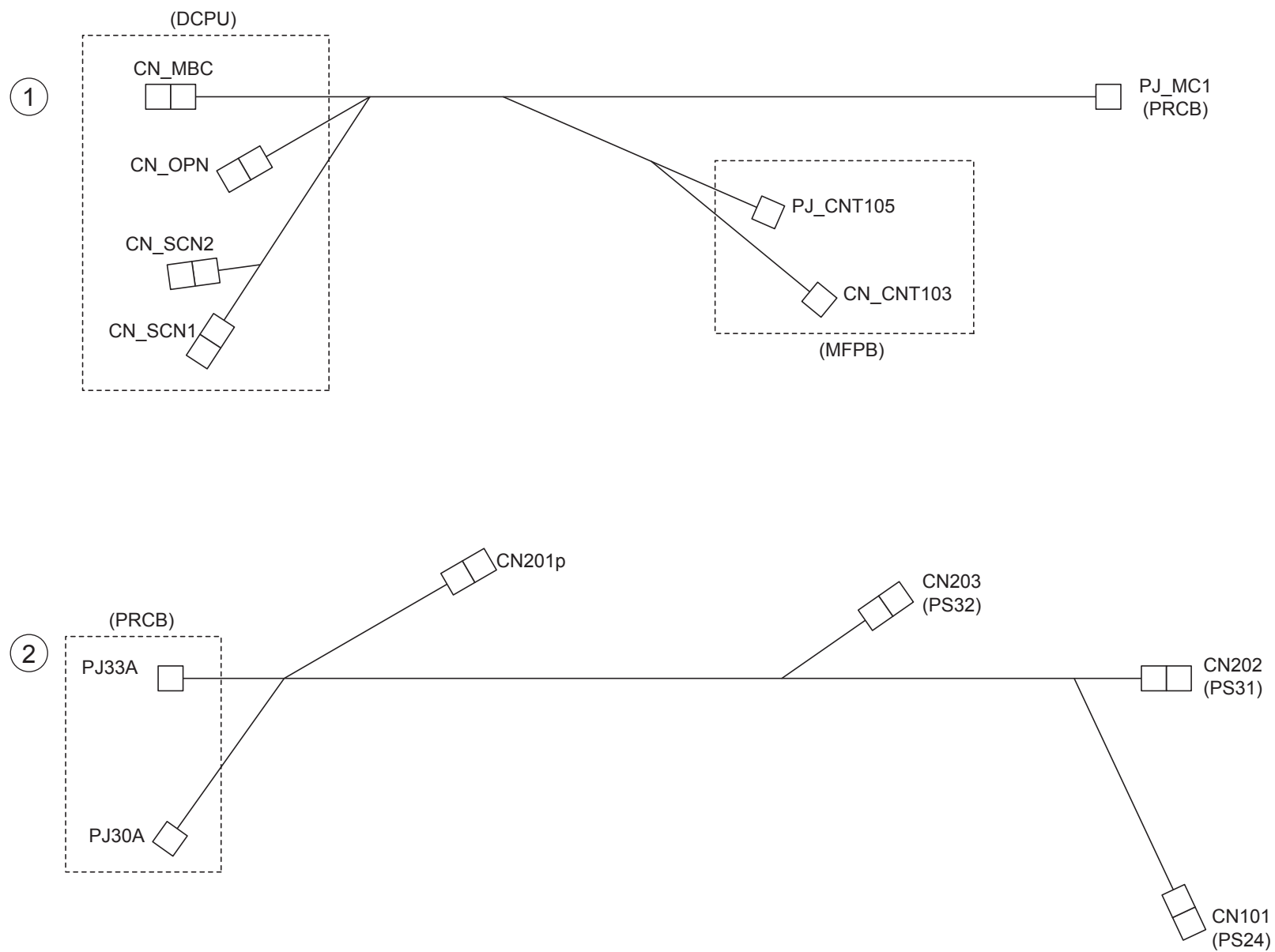
FRONT
➔



Key	Part No.	Description	Destinations	Class	QTY	Standard parts
1	A0FD N101 00	Power supply Wiring /4		D	1	
2	A00F N10T 02	Drive Wiring /2		D	1	
3	A00F N113 01	Conveyance Wiring /2		D	1	



Key	Part No.	Description	Destinations	Class	QTY	Standard parts
1	A00F N10J 02	Drive Wiring /1		D	1	
2	A00F N10B 01	Connecting Wiring /1		D	1	
3	A00F N10F 02	Sensor Wiring /6		D	1	

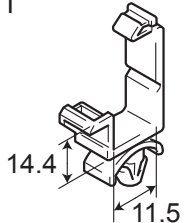
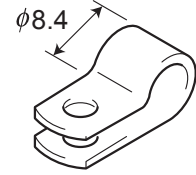
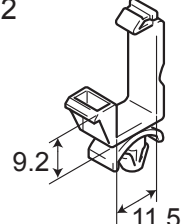
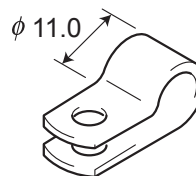
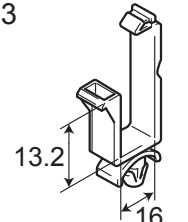
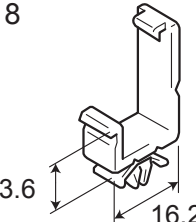
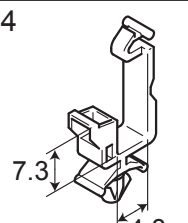

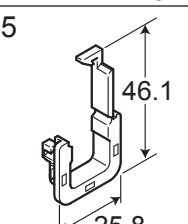


WIRING

Key	Part No.	Description	Destinations	Class	QTY	Standard parts
1	A0FD N104 00	Power source Wiring /2		D	1	
2	A0FD N105 01	Sensor Wiring /14		D	1	

WIRING ACCESSORIES AND JIGS

P 41

1 	6 	11	16	21	26	31	36
2 	7 	12	17	22	27	32	37
3 	8 	13	18	23	28	33	38
4 	9 	14	19	24	29	34	39
5 	10	15	20	25	30	35	40

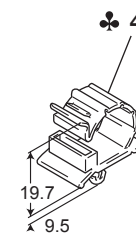
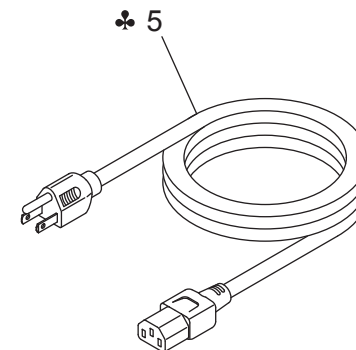
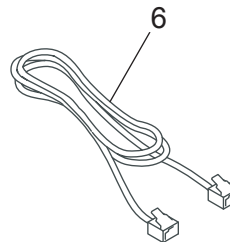
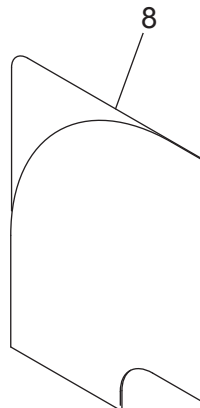
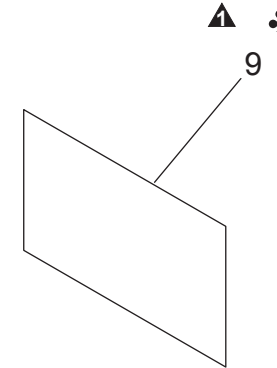
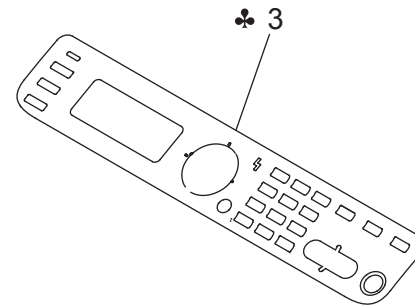
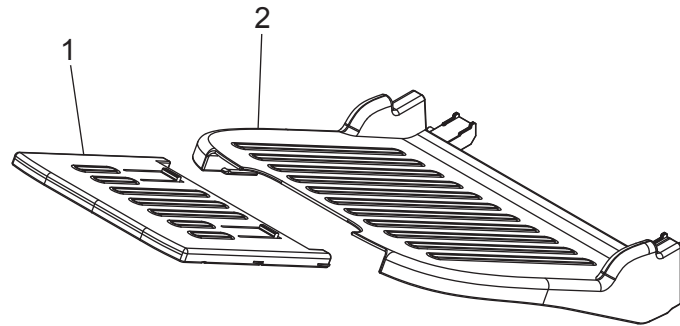
magicolor 4690MF

Key	Part No.	Description	Destinations	Class	QTY	Standard parts
1	V500 0100 07	saddle		D		
2	V500 0100 05	saddle		D		
3	V500 0100 08	saddle		D		
4	V500 0100 20	Saddle		D		
5	V570 0100 32	holder		D		
6	V500 0200 20	clamp		D		
7	V500 0200 79	Clamp		D		
8	V500 0200 10	clip		D		
9	V501 0100 01	band		D		

ACCESSORY PARTS

改訂版 REVISED EDITION	日付 DATE
▲	FEBRUARY 2009

P 42



ACCESSORY PARTS

Key	Part No.	Description	Destinations	Class	QTY	Standard parts
1	A0FD 8961 01	Tray		C	1	
2	A0FD 8954 01	Tray		C	1	
3	A0FD 9951 01	Panel Overlay kit(US)		C	1	
3	A0FD 9952 01	Panel Overlay Kit(AP)	B,H(Franch/Portuguese/ Spanish/CHT)	C	1	
3	A0FD 9953 01	Panel Overlay Kit(GC)	D1,K(Korean) J(EN/CHT)	C	1	
3	A0FD 9905 01	Panel Overlay Kit(EU E)	C(Czech/Polish/Russian /Slovak/Hungarian)	D	1	
3	A0FD 9904 01	Panel Overlay Kit(EU W)	C(French/Portuguese/Sp anish/German/Italian)	D	1	
4	4114 6762 01	WIRING SADDLE 19.7H		D	1	
5	4138 0771 01	POWER CORD	A,A1	D	1	
5	A011 N300 00	Power code	B,H	D	1	
5	4139 N300 00	POWER CORD	C	D	1	
5	4136 N300 00	POWER CODE	D1,K	D	1	
5	9381 4200 21	POWER CORD	D1,D3,K(Oceania)	D	1	
5	9381 4300 31	POWER CORD	J	D	1	
6	4628 6801 01	WIRE HARNESS ASSY		D	1	
7	9326 1810 51	FERRITE CORE		D	1	
8	4556 9601 00	HOLDER		C	1	
9	A034 9550 00	Label	A,A1	C	1	

MAINTENANCE LIST

● The items with no Page/Key numbers are not handled as spare parts.

No.	Section	PM Parts Description	Maintenance Cycle (K=1,000)		Parts No.	Destinations	Page/Key	Note
			QTY	Replace				
1	Processing section	Standard-capacity toner cartridge (Y,M,C,K) *1	1	4k	-			Continuous printing
2		High-capacity toner cartridge (Y,M,C,K)	1	8k	-			Continuous printing
3		Imaging unit (Y,M,C,K)	1	30k	-			Continuous printing
4		Ozone filter *3	1	120k	-			
5	Tray 2 media feed section	Feed roller	1	300k	4138303202		P12-8	
6	Tray 1 media feed section	Feed roller	1	300k	4138303202		P15-7	
7	Image transfer section	Transfer belt unit	1	120k	A06X0Y1	A,A1,C,D1,D3,J,K	P10-28	Continuous printing/ 2P/J *2
8		Transfer belt unit	1	120k	A06X011	B,H	P10-28	Continuous printing/ 2P/J *2
9		Transfer roller *3	1	120k	A06X0Y4	A,A1,C,D1,D3,J,K	P17-29	Continuous printing/ 2P/J *2
10		Transfer roller *3	1	120k	A06X014	B,H	P17-29	Continuous printing/ 2P/J *2
11		Waste toner bottle	1	36k	A06X0Y0	A,A1,C,D1,D3,J,K	P8-11	K *4
12		Waste toner bottle	1	36k	A06X010	B,H	P8-11	K *4
13		Waste toner bottle	1	9k	A06X0Y0	A,A1,C,D1,D3,J,K	P8-11	Y,M,C,K *5
14		Waste toner bottle	1	9k	A06X010	B,H	P8-11	Y,M,C,K *5
15	Fusing section	Fusing unit	1	120k	A06X002	100V	P22-17	Continuous printing
16		Fusing unit	1	120k	A06X016	110-127V	P22-17	Continuous printing
17		Fusing unit	1	120k	A06X0Y6	220-240V	P22-17	Continuous printing
18		Fusing unit	1	100k	A06X002	100V	P22-17	2P/J *2
19		Fusing unit	1	100k	A06X016	110-127V	P22-17	2P/J *2
20	Fusing unit	1	100k	A06X0Y6	220-240V	P22-17	2P/J *2	

*1 The life of the toner cartridge furnished with the machine at the time of shipment is 3,000 printed pages

*2 2 pages/job

*3 When printed in black only

*4 When printed in color only

*5 The transfer roller and ozone filter are available as a kit and must be replaced at the same time

メンテナンスリスト

● ページ / キーナンバーのないものは、アフターサービス部品ではありません。

No.	区分	PM 部品名称	サイクル (K=1,000)		部品番号	仕向地	頁 / キー	備考
			員数	交換				
1	プロセス部	トナーカートリッジ (Y,M,C,K) *1	1	4k	-			連続プリント
2		大容量トナーカートリッジ (Y,M,C,K)	1	8k	-			連続プリント
3		イメージングユニット (Y,M,C,K)	1	30k	-			連続プリント
4		オゾンフィルター *3	1	120k	-			
5	Tray2 給紙部	給紙ローラー	1	300k	4138303202		P12-8	
6	Tray1 給紙部	給紙ローラー	1	300k	4138303202		P15-7	
7	転写部	転写ベルト	1	120k	A06X0Y1	A,A1,C,D1,D3,J,K	P10-28	連続プリント / 2P/J *2
8		転写ベルト	1	120k	A06X011	B,H	P10-28	連続プリント / 2P/J *2
9		転写ローラー *3	1	120k	A06X0Y4	A,A1,C,D1,D3,J,K	P17-29	連続プリント / 2P/J *2
10		転写ローラー *3	1	120k	A06X014	B,H	P17-29	連続プリント / 2P/J *2
11		廃トナーボトル	1	36k	A06X0Y0	A,A1,C,D1,D3,J,K	P8-11	K *4
12		廃トナーボトル	1	36k	A06X010	B,H	P8-11	K *4
13		廃トナーボトル	1	9k	A06X0Y0	A,A1,C,D1,D3,J,K	P8-11	Y,M,C,K *5
14		廃トナーボトル	1	9k	A06X010	B,H	P8-11	Y,M,C,K *5
15	定着部	定着ユニット	1	120k	A06X002	100V	P22-17	連続プリント
16		定着ユニット	1	120k	A06X016	110-127V	P22-17	連続プリント
17		定着ユニット	1	120k	A06X0Y6	220-240V	P22-17	連続プリント
18		定着ユニット	1	100k	A06X002	100V	P22-17	2P/J *2
19		定着ユニット	1	100k	A06X016	110-127V	P22-17	2P/J *2
20		定着ユニット	1	100k	A06X0Y6	220-240V	P22-17	2P/J *2

*1 製品出荷時に同梱されているトナーカートリッジは、3,000 プリントで交換時期となる。

*2 2 ページプリント / ジョブ

*3 転写ローラーとオゾンフィルターは k i t 品のため、同時交換すること。

*4 ブラックのみをプリントした場合

*5 カラーのみをプリントした場合

DESTINATION

Destination No.		Destinations		V	Hz	Model No.
A	A1	JAPAN		100	50/60	A0FD-001
	A2	JAPAN				
B		USA, CANADA		120	60	A0FD-011
C		EUROPEAN TYPE		220-240	50/60	A0FD-021
D	D1	S.E ASIA TYPE	THAILAND, SRI LANKA, SINGAPORE, MALAYSIA, HONG KONG, PAKISTAN, INDIA, BANGLADESH, INDONESIA	220-240	50/60	A0FD-041
	D3	OCEANIA TYPE	AUSTRALIA, NEW ZEALAND	220-240	50/60	A0FD-051
E		PHILIPPINES				
F	F1	SAUDI ARABIA				
	F2	SAUDI ARABIA				
G	G1	C.S AMERICA				
	G2	C.S AMERICA				
H		TAIWAN		110	60	A0FD-011
I		JORDAN, LEBANON, SYRIA, SOUTH AFRICA, IRAQ, IRAN, N.YEMEN, CAMEROON, UAE, BAHRAIN, OMAN, QATAR, KUWAIT, KENYA, TUNISIA, IVORY COAST, MOROCCO				
J		CHINA		220-240	50/60	A0FD-081
K		KOREA		220-240	50/60	A0FD-041

magicolor 4690MF